

Annexure-1

Status of GPS Survey of IP Sets installations as on March-2022

Annexure-1

Name of the Company: Chamundeshwari Electricity Supply Corporation Limited

Date of commencement of GPS Survey: 24.07.2015

Date of completion of GPS Survey: 30.06.2018

Circle	Division	No. of 11 KV Agri/Rural Feeders	Agri feeders	Rural feeders	LT (4a) No. of IP sets existing as on March-2022 (DCB figure)	No. of Feeders for which GPS survey fully completed	No. of IP set DTCs covered	No. of IP sets covered surveyed	% Progress (8/5*100)	Authorised			Unauthorised		
										In use	Not in use/dried up /abandoned (Seasonally)	Discontinued	In use	Not in use/dried up/ abandoned (Seasonally)	Discontinued
	1	2	3	4	5	6	7	8	9	10	11	12	13	14	15
O & M Circle, Mysuru	N.R.Mohalla	22	22	0	7232	22	957	7306	101.02	6154	37	0	1115	0	0
	V.V.Mohalla	15	15	0	7502	15	1026	6153	82.02	5390	661	0	102	0	0
	Nanjanagud	98	98	0	37763	98	6998	32396	85.79	31683	24	0	689	0	0
	Humsur	85	85	0	45052	85	4687	30340	67.34	29499	29	0	812	0	0
	K.R.Nagara	60	60	0	29613	60	3628	25157	84.95	24282	163	0	587	125	0
	Circle	280	280	0	127162	280	17296	101352	79.70	97008	914	0	3305	125	0
O & M Circle, CHN-Kodagu	Chamaraja nagara	88	82	6	39112	88	5764	37018	94.65	36330	85	0	603	0	0
	Kollegala	61	53	8	26769	61	2969	24014	89.71	22987	710	0	317	0	0
	Madikeri	1	1	0	14312	1	2265	9768	68.25	9768	0	0	0	0	0
	Total	150	136	14	80193	150	10998	70800	88.29	69085	795	0	920	0	0
O&M Circle Hassan	Hassan	68	68	0	23090	68	2943	20798	90.07	19279	226	0	1293	0	0
	S.K.Pura	58	58	0	21667	58	4244	14947	68.99	14096	0	0	851	0	0
	CR Palna	81	81	0	34262	81	4715	39680	115.81	26972	57	0	12651	0	0
	Arasikere	52	52	0	23535	52	4443	24526	104.21	20763	17	0	3746	0	0
	HN Pura	52	52	0	32878	52	4289	22783	69.30	20025	65	297	2396	0	0
	Total	311	311	0	135432	311	20634	122734	90.62	101135	365	297	20937	0	0



29 NOV 2022

No. of Corrections:  **None**

K. Manjun
General Manager (Commercial)
Corporate Office,
CESC, Mysuru

Status of GPS Survey of IP Sets installations as on March-2022

Name of the Company: Chamundeshwari Electricity Supply Corporation Limited

Date of commencement of GPS Survey: 24.07.2015

Date of completion of GPS Survey: 30.06.2018

Annexure-1

Circle	Division	No. of 11 KV Agri/ Rural Feeders	Agri feeders	Rural feeders	LT (4c) No. of IP sets existing as on March-2022 (DCB figure)	No. of Feeders for which GPS survey fully completed	No. of IP set DTCs covered	No. of IP sets covered surveyed	% Progress (8/5*100)	Authorised			Unauthorised		
										In use	Not in use/dried up /abandoned (Seasonally)	Disconn ected	In use	Not in use/dried up/ abandoned (Seasonally)	Disconne cted
	1	2	3	4	5	6	7	8	9	10	11	12	13	14	15
	Mandya	34	34	0	18696	34	2027	17676	94.5	15799	0	10	1867	0	0
	Maddur	72	72	0	38696	72	6258	38021	98.3	33930	79	0	4012	0	0
	Pandavaura	41	38	3	16511	41	2695	17978	108.9	14382	34	0	3562	0	0
	K.R.Pete	58	32	26	23149	58	3934	24752	106.9	20091	13	0	4648	0	0
	Nagamnagala	58	39	19	17585	58	3092	19780	112.5	15277	94	0	4409	0	0
	Total	263	215	48	114637	263	18006	118207	103.1	99479	220	10	18498	0	0
	Grand Total	1004	942	62	457424	1004	66934	413093	90.3	366707	2294	307	43660	125	0

Note: 1. The GPS based survey of IP set installations works was entrusted to M/s.BCITs,Bangalore on 24.07.2015 for total period of 24 Months and again extended up to 30.06.2018 and as per the survey above information is updated.

Further actions are initiated to carry out the activity of Survey through CESC employees.



29 NOV 2022

No. of Corrections.....Nil

Kampani
General Manager (Commercial)
Corporate Office,
CESC, Mysuru

Annexure-1

Status of GPS Survey of IP Sets installations as on 30th Sep 2022

Name of the Company: Chamundeshwari Electricity Supply Corporation Limited

Date of commencement of GPS Survey: 24.07.2015

Date of completion of GPS Survey: 30.06.2018

Circle	Division	No. of 11 KV Agri/Rural Feeders	Agri feeders	Rural feeders	LT (4a) No. of IP sets existing as on Sep-2022 (DCB figure)	No. of Feeders for which GPS survey fully completed	No. of IP set DTCs covered	No. of IP sets covered surveyed as on 12 Sep 2022	% Progress (8/5*100)	Authorised		Unauthorized			
										In use	Not in use/dried up/abandoned (Seasonally)	In use	Not in use/dried up/abandoned (Seasonally)		
	1	2	3	4	5	6	7	8	9	10	11	12	13	14	15
O & M Circle, Mysuru	N.R.Mohalla	22	22	0	7416	22	957	7357	99.20	6205	37	0	1115	0	0
	V.V.Mohalla	15	15	0	7744	15	1026	6663	86.04	5900	661	0	102	0	0
	Nanjanagud	100	100	0	39056	100	6998	33822	86.60	33109	24	0	689	0	0
	Hunsur	96	96	0	43743	96	4687	42637	97.47	41796	29	0	812	0	0
	K.R.Nagara	70	70	0	30672	70	3628	26703	87.06	25828	163	0	587	125	0
Mysuru Circle		303	303	0	128631	303	17296	117182	91.10	112838	914	0	3305	125	0
O & M Circle, CHN-Kodagu	Chamarajana	101	95	6	40279	101	6116	38513	95.62	37825	85	0	603	0	0
	Kollegala	68	60	8	28125	68	3540	26875	95.56	25848	710	0	317	0	0
	Madikeri	1	1	0	14735	1	3095	14663	99.51	14663	0	0	0	0	0
Cha Ko Total		170	156	14	83139	170	12751	80051	96.29	78336	795	0	920	0	0
O&M Circle Hassan	Hassan	44	44	0	23682	44	2943	21360	90.20	19841	226	0	1293	0	0
	S.K.Pura	23	23	0	22303	23	4244	18045	80.91	17194	0	0	851	0	0
	CR Patna	94	91	3	36109	94	4715	39683	109.90	26975	57	0	12651	0	0
	Arasikere	62	58	4	24412	62	4443	25380	103.97	21617	17	0	3746	0	0
HN Pura		84	84	0	33944	84	4289	27556	81.18	24798	65	297	2396	0	0
Hassan Total		307	300	7	140450	307	20634	132024	94.00	110425	365	297	20937	0	0



29 NOV 2022

No. of Corrections: 0

K. Manjari
General Manager (Commercial)
Corporate Office,
CESC, Mysuru

352

Status of GPS Survey of IP Sets installations as on 30th Sep 2022

Annexure-1

Name of the Company: Chamundeshwari Electricity Supply Corporation Limited

Date of commencement of GPS Survey: 24.07.2015

Date of completion of GPS Survey: 30.06.2018

Circle	Division	No. of 11 KV Agri/Rural Feeders	Agri feeders	Rural feeders	LT (4a) No. of IP sets existing as on Sep-2022 (DCB figure)	No. of Feeders for which GPS survey fully completed	No. of IP set DTCs covered	No. of IP sets covered surveyed as on 12Sep 2022	% Progress (8/5*100)	Authorised		Unauthorized			
										In use	Not in use/dried up/abandoned (Seasonally)	In use	Not in use/dried up/abandoned (Seasonally)		
	I	2	3	4	5	6	7	8	9	10	11	12	13	14	15
	Mandya	41	41	0	19006	41	2027	17676	93.0	15799	0	10	1867	0	0
	Maddur	93	92	1	39649	93	6258	38361	96.8	34270	79	0	4012	0	0
	Pandavaura	48	48	0	16982	48	2695	18080	106.5	14484	34	0	3562	0	0
	K.R.Pete	79	55	24	23448	79	3934	24752	105.6	20091	13	0	4648	0	0
	Nagamnagala	58	40	18	17883	58	3092	19780	110.6	15277	94	0	4409	0	0
	Mandya Total	319	276	43	116968	319	18006	118649	101.4	99921	220	10	18498	0	0
	Grand Total	1099	1035	64	469188	1099	68687	447906	95.5	401520	2294	307	43660	125	0

Note: 1.The GPS based survey of IP set installations works was entrusted to M/s.BCITs,Bangalore on 24.07.2015 for total period of 24 Months and again extended up to 30.06.2018 and as per the survey above information is updated .

Further actions are initiated to carry out the activity of Survey through CESC employees.



29 NOV 2022

No. of Corrections.....**Nil**.....

Kannan
General Manager (Commercial)
Corporate Office,
CESC, Mysuru

Annexure-2

ಚಾಮುಂಡೇಶ್ವರಿ ವಿದ್ಯುತ್ ಸರಬರಾಜು
ನಿಗಮ ನಿಯಮಿತ
(ಕರ್ನಾಟಕ ಸರ್ಕಾರದ ಸ್ವಾಮ್ಯಕ್ಕೆ ಒಳಪಟ್ಟಿದೆ)
ನಿಗಮ ಕಾರ್ಯಾಲಯ,
ಚಾವಿನಿವಿ, ಮೈಸೂರು-570017
Telephone No: 0821-2343939
Fax No : 0821-2343939



CHAMUNDESHWARI ELECTRICITY
SUPPLY CORPORATION LIMITED
(A Government of Karnataka Undertaking)
Corporate Office,
CESC, Mysuru-570017
Web Site: www.cescmysore.org
E-mail ID: gmcomm@cescmysore.org
E-mail ID: seccesc@gmail.com

Company Identity Number[CIN]:- U40109KA2004SGC035177

ಕ್ರಮಾಂಕ: ಪ್ರ.ವ್ಯ.(ವಾಣಿಜ್ಯ)/ಉ.ಪ್ರ.ವ್ಯ(ವಾ)/ಸ.ಪ್ರ.ವ್ಯ(ವಾ)/ಕ-08/ 22-23 /
ಲಗತ್ತು: ಅನುಬಂಧ- 1 ಮತ್ತು 2

ದಿನಾಂಕ: 22 AUG 2022

/45-218

ತುರ್ತು ಕ್ರಮ

ಸುತ್ತೋಲೆ

- ವಿಷಯ:-11 ಕೆಬಿ ಫೀಡರ್ ಗಳ ಎನರ್ಜಿ ಅಡಿಟ್ / ವಿತರಣಾ ನಷ್ಟ (Distribution Loss) ಲೆಕ್ಕಾಚಾರದ ಸಮರ್ಪಕ ನಿರ್ವಹಣೆ ಬಗ್ಗೆ.
- ಉಲ್ಲೇಖ:-1. Deputy Secretary to the Government of India, No.11-10/52020-EC, Government of India, Ministry of Power, 'F' Wing, Nirman Bhavan, New Delhi, Dated: 27.10.2021
- 2. ಈ ಕಚೇರಿ ಪತ್ರ ಸಂಖ್ಯೆ: ಪ್ರ.ವ್ಯ.(ವಾಣಿಜ್ಯ)/ಉ.ಪ್ರ.ವ್ಯ(ವಾಣಿಜ್ಯ)/ಸ.ಪ್ರ.ವ್ಯ(ವಾಣಿಜ್ಯ)/ಕ-08/21-22 ಸಿವೈಎಸ್-1208 ದಿನಾಂಕ: 19.11.2021
- 3. ಈ ಕಚೇರಿ ಪತ್ರ ಸಂಖ್ಯೆ: ಪ್ರ.ವ್ಯ.(ವಾಣಿಜ್ಯ)/ಉ.ಪ್ರ.ವ್ಯ(ವಾಣಿಜ್ಯ)/ಸ.ಪ್ರ.ವ್ಯ(ವಾಣಿಜ್ಯ)/ಕ-08/21-22 ಸಿವೈಎಸ್-1415 ದಿನಾಂಕ: 20.12.2021
- 4. ಈ ಕಚೇರಿ ಪತ್ರ ಸಂಖ್ಯೆ: ಪ್ರ.ವ್ಯ.(ವಾಣಿಜ್ಯ)/ಉ.ಪ್ರ.ವ್ಯ(ವಾಣಿಜ್ಯ)/ಸ.ಪ್ರ.ವ್ಯ(ವಾಣಿಜ್ಯ)/ಕ-08/21-22 ಸಿವೈಎಸ್-2011 ದಿನಾಂಕ: 18.03.2022

ಚಾವಿನಿವಿ ವ್ಯಾಪ್ತಿಯಲ್ಲಿ ಉಪವಿಭಾಗ/ವಿಭಾಗ/ವೃತ್ತ/ವಲಯವಾರು 11 ಕೆಬಿ ಫೀಡರ್‌ಗಳ ಎನರ್ಜಿ ಅಡಿಟ್ ಅನ್ನು ಸಮರ್ಪಕವಾಗಿ ನಿರ್ವಹಿಸಲು ಮಾನ್ಯ ಕರ್ನಾಟಕ ವಿದ್ಯುಚ್ಛಕ್ತಿ ನಿಯಂತ್ರಣ ಆಯೋಗ ಹಾಗೂ ಭನ ಸರ್ಕಾರವು ನಿಯತವಾಗಿ ನಿರ್ದೇಶನಗಳನ್ನು ನೀಡಿರುತ್ತದೆ. ಎನರ್ಜಿ ಅಡಿಟ್‌ಗೆ ಸಂಬಂಧಪಟ್ಟ ನಿರ್ದೇಶನಗಳನ್ನು ಅನುಪಾಲಿಸಲು ನಿಗಮವು ಹಲವಾರು ಬಾರಿ ಸೂಚನೆ ನೀಡಿದ್ದರೂ ಸಹ ಸಮರ್ಪಕ ರೀತಿಯಲ್ಲಿ 11 ಕೆಬಿ ಎನರ್ಜಿ ಅಡಿಟ್ ಅನ್ನು ಮಾಡಿರುವುದಿಲ್ಲ. ನಿಗಮಕ್ಕೆ ಸಲ್ಲಿಸಲ್ಪಟ್ಟ 11 ಕೆಬಿ ಎನರ್ಜಿ ಅಡಿಟ್ ಅನ್ನು ಪರಿಶೀಲಿಸಿದಾಗ ಹಲವಾರು ನ್ಯೂನತೆಗಳು ಕಂಡುಬಂದಿರುತ್ತದೆ. ಮುಂದುವರೆದಂತೆ, ದಿನಾಂಕ: 12.08.2022 ರಂದು ಮಾನ್ಯ ವ್ಯವಸ್ಥಾಪಕ ನಿರ್ದೇಶಕರವರ ಅಧ್ಯಕ್ಷತೆಯಲ್ಲಿ ನಡೆದ ಸಭೆಯಲ್ಲಿ, 11 ಕೆಬಿ ಎನರ್ಜಿ ಅಡಿಟ್ ಅನ್ನು ಸಮರ್ಪಕವಾಗಿ ನಿರ್ವಹಿಸಲು ಅನುವಾಗುವಂತೆ ಸುತ್ತೋಲೆಯೊಂದನ್ನು ಹೊರಡಿಸಲು ನಿರ್ದೇಶಿಸಲಾಗಿತ್ತು. ಆದುದರಿಂದ ಈ ಕೆಳಕಂಡಂತೆ ಸುತ್ತೋಲೆ ಮುಖೇನ ಎಲ್ಲಾ ಸಕ್ಷಮ ಕಾರ್ಯ ಮತ್ತು ಪಾಲನಾ ಕ್ಷೇತ್ರ/ಉಪವಿಭಾಗ/ ವಿಭಾಗ/ ವೃತ್ತ/ ವಲಯಗಳಿಗೆ ಸೂಕ್ತ ನಿರ್ದೇಶನ ನೀಡಿ ಅನುಪಾಲಿಸಲು ಸೂಚಿಸಿದೆ.

Procedure for calculation of % Distribution Energy loss of 11 kv Feeders

- Energy Sent out on the 11 kv feeder in KWH
Energy sent out = (FR-IR)* K
Here FR - Final reading of the feeder recorded in the station feeder meter
IR - Initial reading of the feeder recorded in the station feeder meter
K - Meter Constant
- Total input to the feeder is
Total input=Energy Sent out + Import Energy - Export Energy -11 kv Wheeled energy in KWH, as in the enclosed format -(Annexure-1).



ನೋಂದಾಯಿತ ಕಛೇರಿ : ನಿಗಮ ಕಾರ್ಯಾಲಯ, ನಂ. 29, ವಿಜಯನಗರ 2ನೇ ಹಂತ, ಹಿಂಕಲ್, ಮೈಸೂರು-570017

Registered Office ; Corporate Office, # 29, Vijayanagara, 2nd Stage, Hinkal, Mysuru-570017

K. J. J. J.
General Manager (Commercial)
Corporate Office,
CESC, Mysuru

29 NOV 2022

No. of Corrections.....

254

Here, **Import Energy:** Import to the feeder from adjoining Feeder/Sub division/ Division/ Circle/ESCOM's.

Export Energy: Export from the feeder to adjoining Feeder/Sub division/Division/ Circle/ESCOM's

Import / Export Energy is obtained from the Boundary Meters provided in between Two Division/Sub-division.

➤ Total output of the feeder = Metered Sales of all the installations + Unmetered Sales in KWH

Here Metered sales is obtained from Feeder wise certified DCB

Unmetered Sales is assessed as per KERC norms and reflected in DCB

% Energy loss of Feeder is calculated using formula

% Energy loss = $\frac{\text{Total Input} - \text{Total output}}{\text{Total Input}} \times 100$

Total Input

ಮಾನ್ಯ ಕರ್ನಾಟಕ ವಿದ್ಯುಚ್ಛಕ್ತಿ ನಿಯಂತ್ರಣ ಆಯೋಗದ ನಿರ್ದೇಶನದಂತೆ 10 ಹೆಚ್.ಪಿ. ವರೆಗಿನ ನೀರಾವರಿ ಪಂಪುಸೆಟ್ಗಳ ಬಳಕೆಯನ್ನು ಕಂಡುಹಿಡಿಯುವ ವಿಧಾನ.

- The consumption in respect of IP sets under LT4a category is computed on the basis of feeder Consumption of the agricultural feeder segregated under NJY.
- Every month the readings of these agricultural feeder meters will be taken.
- The Net Consumption of these Agricultural feeder will be arrived after deducting the distribution loss (11KV and LT) and any other loads.
- Specific Consumption of IP Set is calculated by dividing Net Consumption by total number of IP sets connected to that feeder.
- This average Specific Consumption per IP set is to be calculated for each Sub division.
- The number of IP sets existing in other than EIP feeders of each Sub division is multiplied by Specific Consumption per IP set of that Sub division to get the Sub division wise Consumption.
- If the agricultural feeder is not segregated under NJY in any sub division, then the Specific Consumption of the nearby sub division is considered to compute the IP Consumption.
- The consumption recorded in IP feeders shall be cross verified with that in feederwise DCB.

ಪ್ರತಿ ತಿಂಗಳ 15 ನೇ ತಾರೀಖಿನೊಳಗೆ ಎಲ್ಲಾ ವರ್ಗದ ವಿದ್ಯುತ್ ಬಳಕೆಯು (ಎನರ್ಜಿ) ಲಭ್ಯವಿರುತ್ತದೆ. ಆದುದರಿಂದ ಪ್ರತಿ ಮಾಹೆ ಹಿಂದಿನ ತಿಂಗಳ ದಿನಾಂಕ 1 ರಿಂದ 30/31 ರವರೆಗಿನ ಐ.ಪಿ. ಫೀಡರಿನ ಲೇಡಿಂಗ್ ಅನ್ನು ಪಡೆದು, ಪ್ರತಿ ಐ.ಪಿ. ಸ್ಟಾಪರದ ಸರಾಸರಿ ಬಳಕೆಯನ್ನು ಕಂಡುಹಿಡಿಯಬೇಕು. ಸದರಿ ಸರಾಸರಿ ಬಳಕೆಯನ್ನು ಆಯಾ ಫೀಡರ್ ನ ಐ.ಪಿ. ಸ್ಟಾಪರಗಳಿಗೆ ಅಳವಡಿಸಿಕೊಂಡು ಫೀಡರ್‌ನ ವಿತರಣಾ ನಡವಳನ್ನು ಕಂಡುಹಿಡಿಯುವುದು. ಐ.ಪಿ. ಫೀಡರ್ ಅನ್ನು ಹೊರತುಪಡಿಸಿ ಉಳಿದ ಫೀಡರ್ ಮೇಲೆ ಬರುವ ಐ.ಪಿ. ಸ್ಟಾಪರಗಳಿಗೆ ಉಪ-ವಿಭಾಗದ ಐ.ಪಿ. ಸ್ಟಾಪರದ ಸರಾಸರಿ ಬಳಕೆಯನ್ನು (Average consumption per IP) ಲೆಕ್ಕಿಸಲಿಸಿ ಡಿ.ಪಿ.ಐ. ಯಲ್ಲಿ ನಮೂದಿಸಬೇಕು.



ನೋಂದಾಯಿತ ಕಛೇರಿ : ನಿಗಮ ಕಾರ್ಯಾಲಯ, ನಂ. 29, ವಿಜಯನಗರ 2ನೇ ಹಂತ, ಹಿಂಕಲ್, ಮೈಸೂರು-570017
Registered Office : Corporate Office, # 29, Vijayanagara, 2nd Stage, Hinkal, Mysuru-570017

29 NOV 2022


No. of Corrections.....

K. K. Jani
General Manager (Commercial)
Corporate Office,
CESC, Mysuru

255


ಪ್ರಸಕ್ತ ತಿಂಗಳ Distribution loss ಲೆಕ್ಕಾಚಾರ ಮಾಡಲು ನಿಗಮದ ನಿಯಮಾವಳಿಗಳಂತೆ ಪ್ರಸಕ್ತ ತಿಂಗಳ Input ಗೆ ಅನುಗುಣವಾಗಿ DCB sales ನ್ನು ಪರಿಗಣಿಸಬೇಕು. 11 ಕೆಬಿ ಫೀಡರ್‌ವಾರು ಎನರ್ಜಿ ಆಡಿಟ್‌ನೊಂದಿಗೆ ವಿಭಾಗದ Distribution loss ನ್ನು ಸಹ ಸಲ್ಲಿಸುವುದು.

ಎಲ್ಲಾ ಕಾರ್ಯ ಮತ್ತು ಪಾಲನಾ ಕ್ಷೇತ್ರ ಮಟ್ಟದಲ್ಲಿ ನಿಯತವಾಗಿ, ಪ್ರತಿ ಮಾಹೆಯಾನ ಬಿದ್ಯುತ್ ನಷ್ಟ ಲೆಕ್ಕಾಚಾರ ನಡೆಸುವುದು ಮತ್ತು ನಷ್ಟದ ಮಟ್ಟವನ್ನು ಸೂಕ್ತ ಲೀತಿಯಲ್ಲಿ ದಿಶ್ಲೇಷ್ಣೆ ಮಾಡುವುದು ಮತ್ತು ಸಲಿಪಡಿಸಲು ವಿತರಣಾ ಜಾಲ ವ್ಯವಸ್ಥೆಯಲ್ಲಿ ವಹಿಸಲಾದ ಕ್ರಮದ ವರದಿ ಜೊತೆಗೆ ದೃಢೀಕರಣ ಸಹಿತ ಪ್ರತಿ ಮಾಹೆಯಾನ 10ನೇ ತಾಲೀಖನ ಒಳಗೆ ಸಮುಚಿತ ಮಾರ್ಗ ಮುಖೇನ ನಿಗಮ ಕಛೇರಿಗೆ ಸಲ್ಲಿಸುವುದು.


 ಪ್ರಧಾನ ವ್ಯವಸ್ಥಾಪಕರು (ವಾಣಿಜ್ಯ), 22/8
 ಜಾ.ಬಿ.ಸ.ನಿ.ನಿ, ಮೈಸೂರು.

ಪ್ರತಿಗಳು :-

1. ಹಿಲಿಯ ಅಪ್ಪ ಕಾರ್ಯದರ್ಶಿ, ಮಾನ್ಯ ಅಪರ ಮುಖ್ಯ ಕಾರ್ಯದರ್ಶಿಗಳು, ಇಂಧನ ಇಲಾಖೆ, ಕರ್ನಾಟಕ ಸರ್ಕಾರದ ಸಚಿವಾಲಯ, ಬಿಕಾಸ ಸೌಧ, ಬೆಂಗಳೂರು ರವರ ಆದ್ಯ ಗಮನಕ್ಕೆ.
2. ಸರ್ಕಾರದ ಅಧೀನ ಕಾರ್ಯದರ್ಶಿ, ಇಂಧನ ಇಲಾಖೆ, ಕರ್ನಾಟಕ ಸರ್ಕಾರದ ಸಚಿವಾಲಯ, 2ನೇ ಮಹಡಿ, ಬಿಕಾಸ ಸೌಧ, ಡಾ. ಅಂಬೇಡ್ಕರ್ ಬೀದಿ, ಬೆಂಗಳೂರು-560001.
3. ಮುಖ್ಯ ಅಧೀಕಾರಿ ಅಧಿಕಾರಿ, ನಿಗಮ ಕಛೇರಿ, ಜಾವಿಸನಿನಿ, ಮೈಸೂರು.
4. ಮುಖ್ಯ ಇಂಜಿನಿಯರ್(ಬಿ), ಕಾರ್ಯ ಮತ್ತು ಪಾಲನಾ ವಲಯ, ಜಾವಿಸನಿನಿ, ಮೈಸೂರು/ಹಾಸನ ರವರ ಮುಂದಿನ ಸೂಕ್ತ ಕ್ರಮಕ್ಕಾಗಿ.
5. ಮುಖ್ಯ ಪ್ರಧಾನ ವ್ಯವಸ್ಥಾಪಕರು, ಆಂತರಿಕ ಪರಿಶೋಧನೆ, ನಿಗಮ ಕಛೇರಿ, ಜಾವಿಸನಿನಿ, ಮೈಸೂರು
6. ಅಧೀಕ್ಷಕ ಇಂಜಿನಿಯರ್(ಬಿ), ಕಾರ್ಯ ಮತ್ತು ಪಾಲನಾ ವೃತ್ತ, ಜಾವಿಸನಿನಿ, ಮೈಸೂರು/ಜಾಮರಾಜನಗರ-ಕೊಡಗು /ಮಂಡ್ಯ/ಹಾಸನ ರವರ ಮಾಹಿತಿಗಾಗಿ ಮತ್ತು ಸೂಕ್ತ ಕ್ರಮಕ್ಕಾಗಿ.
7. ಪ್ರಧಾನ ವ್ಯವಸ್ಥಾಪಕರು, ವಾಣಿಜ್ಯ/ತಾಂತ್ರಿಕ/ಯೋಜನೆ/ಖಲೀದಿ/ಅ ಮತ್ತು ಮಾ.ಸಂ/A&R/B&R, ನಿಗಮ ಕಛೇರಿ, ಜಾವಿಸನಿನಿ, ಮೈಸೂರು ರವರ ಮಾಹಿತಿಗಾಗಿ ಮತ್ತು ಸೂಕ್ತ ಕ್ರಮಕ್ಕಾಗಿ.
8. ಲೆಕ್ಕಾ ನಿಯಂತ್ರಣಾಧಿಕಾರಿಗಳು, ಕಾರ್ಯ ಮತ್ತು ಪಾಲನಾ ವಲಯ, ಮೈಸೂರು / ಹಾಸನ
9. ಎಲ್ಲಾ ಕಾರ್ಯನಿರ್ವಾಹಕ ಇಂಜಿನಿಯರ್(ಬಿ), ಕಾರ್ಯ ಮತ್ತು ಪಾಲನಾ ವಿಭಾಗ, ಜಾವಿಸನಿನಿ ರವರ ಮಾಹಿತಿಗಾಗಿ ಮುಂದಿನ ಸೂಕ್ತ ಕ್ರಮಕ್ಕಾಗಿ
10. ಉಪ ಪ್ರಧಾನ ವ್ಯವಸ್ಥಾಪಕರು, A&R/ಡಿಎಸ್‌ಎಂ/ಎಂಐಎಸ್/ಇಟಿಸಿ/ ವಾಣಿಜ್ಯ/ RA-1 /RA-2 ನಿಗಮ ಕಛೇರಿ, ಜಾವಿಸನಿನಿ, ಮೈಸೂರು
11. ಉಪ ಪ್ರಧಾನ ವ್ಯವಸ್ಥಾಪಕರು, ಎಂಐಎಸ್, ನಿಗಮ ಕಛೇರಿ, ಜಾವಿಸನಿನಿ, ಮೈಸೂರು ರವರು ನಿಗಮದ ಜಾಲತಾಣಗಳಲ್ಲಿ ಪ್ರಕಟಿಸಲು.
12. ಕಾರ್ಯನಿರ್ವಾಹಕ ಇಂಜಿನಿಯರ್(ಬಿ), ಎಂಟಿ ವಿಭಾಗ ಜಾವಿಸನಿನಿ, ಮೈಸೂರು / ಹಾಸನ
13. ಕಾರ್ಯನಿರ್ವಾಹಕ ಇಂಜಿನಿಯರ್(ಬಿ), ಜಾಗೃತದಳ ವಿಭಾಗ, ಜಾವಿಸನಿನಿ, ಮೈಸೂರು
14. ಕಾರ್ಯನಿರ್ವಾಹಕ ಇಂಜಿನಿಯರ್(ಬಿ), ಟಿಎಕ್ಯೂಸಿ-1 ಮತ್ತು 2 ನಿಗಮ ಕಛೇರಿ, ಜಾವಿಸನಿನಿ, ಮೈಸೂರು
15. ಕಂಪನಿ ಕಾರ್ಯದರ್ಶಿ, ನಿಗಮ ಕಛೇರಿ, ಜಾವಿಸನಿನಿ, ಮೈಸೂರು.
16. ಉಪ ಲೆಕ್ಕಾ ನಿಯಂತ್ರಣಾಧಿಕಾರಿಗಳು, ಕಾರ್ಯ ಮತ್ತು ಪಾಲನಾ ವೃತ್ತ, ಮೈಸೂರು / ಜಾಮರಾಜನಗರ-ಕೊಡಗು ಮಂಡ್ಯ / ಹಾಸನ, ಜಾವಿಸನಿನಿ.
17. ಎಲ್ಲಾ ಸಹಾಯಕ ಕಾರ್ಯನಿರ್ವಾಹಕ ಇಂಜಿನಿಯರ್(ಬಿ), ಕಾರ್ಯ ಮತ್ತು ಪಾಲನಾ ಉಪವಿಭಾಗ, ಜಾವಿಸನಿನಿ ರವರ ಸೂಕ್ತ ಕ್ರಮಕ್ಕಾಗಿ ಮತ್ತು ತಮ್ಮ ಕಾರ್ಯ ವ್ಯಾಪ್ತಿಯ ಶಾಖಾಧಿಕಾರಿಗಳಿಗೆ ಸುತ್ತೋಲೆಯ ಪ್ರತಿಯೊಂದಿಗೆ ಸೂಕ್ತ ನಿರ್ದೇಶನಗಳನ್ನು ನೀಡುವುದು ಹಾಗೂ ಅನುಪಾಲಿಸುವುದು.
18. ಎಲ್ಲಾ ಲೆಕ್ಕಾಧಿಕಾರಿಗಳು, ಕಾ ಮತ್ತು ಪಾ ವಿಭಾಗ, ಜಾವಿಸನಿನಿ.




 General Manager (Commercial)
 Corporate Office,
 CESC, Mysuru

ನೋಂದಾಯಿತ ಕಛೇರಿ : ನಿಗಮ ಕಾರ್ಯಾಲಯ, ನಂ. 29, ವಿಜಯನಗರ 2ನೇ ಹಂತ, ಹಿಂಕಲ್, ಮೈಸೂರು-570017


Registered Office : Corporate Office, # 29, Vijayanagara, 2nd Stage, Hinkal, Mysuru-570017

29 NOV 2022

No. of Corrections.....

256

19. ಎಲ್ಲಾ ಲೆಕ್ಕಾಧಿಕಾರಿಗಳು, ಅಂತರಿಕ ಪರಿಶೋಧನೆ, ಚಾಚಿಸನಿ.
20. ಅಪ್ಪ ಸಹಾಯಕರು, ವ್ಯವಸ್ಥಾಪಕ ನಿರ್ದೇಶಕರು ಇದನ್ನು ಮಾನ್ಯ ವ್ಯವಸ್ಥಾಪಕ ನಿರ್ದೇಶಕರು ರವರ ದಯಾಪರ ಗಮನಕ್ಕೆ ತರಲು ಕೋರಲಾಗಿದೆ.
21. ತಾಂತ್ರಿಕ ಸಹಾಯಕರು, ಚಾಚಿಸನಿ ಇವರಿಗೆ ರವಾನಿಸುತ್ತಾ ಮಾನ್ಯ ನಿರ್ದೇಶಕರು(ತಾಂತ್ರಿಕ) ರವರ ಅವಗಾಹನೆಗೆ ತರಲು ಕೋರಲಾಗಿರುತ್ತದೆ.
22. ಉ.ಪ್ರ.ವ್ಯ.(ವಾಣಿಜ್ಯ)/ಸ.ಪ್ರ.ವ್ಯ.(ವಾಣಿಜ್ಯ).
ಮು ಕ/ಕ ಪ್ರ



29 NOV 2022

No. of Corrections.....*one*.....

K. J. Jari
General Manager (Commercial)
Corporate Office,
CESC, Mysuru

ನೋಂದಾಯಿತ ಕಛೇರಿ : ನಿಗಮ ಕಾರ್ಯಾಲಯ, ನಂ. 29, ವಿಜಯನಗರ 2ನೇ ಹಂತ, ಹಿಂಕಲ್, ಮೈಸೂರು-570017
Registered Office : Corporate Office, # 29, Vijayanagara, 2nd Stage, Hinkal, Mysuru-570017

Annexure-3

CHAMUNDRESHWARI ELECTRICITY SUPPLY CORPORATION LIMITED

(A Karnataka Government undertaking)

Telephone: 0821 – 2417277

Fax: 0821 – 2417277

Cell: 9480813535

E-mail: dgmebc@cescmysore.org

EBC- Corporate Office,
CA-29,
Vijayanagara 2nd Stage,
Hinakal
Mysuru – 570 017.

No. CBSC/GM(Coml)/EBC/2022-23/

Encl:

1173-78

Date: 25 AUG 2022

**The Chief Engineer Electy.,
SLDC, KPTCL,
Ananda Rao Circle,
BENGALURU - 560 009.**

Sir,

Sub: Energy Reconciliation FY-22 -Reg.

Adverting to the above, energy reconciliation for FY-22 was held at the O/o CEE, SLDC, KPTCL, Bengaluru on 29.07.2022. In this meeting, the reconciliation statement was putforth for discussion and finalization. CESC verified this reconciliation statement and found certain discrepancies which are brought for your consideration.

1. In the energy reconciliation statement, procurement of Co-gen energy under Medium Term upto Mar-2022 has been considered. However CESC hereby states that procurement of Co-gen energy under medium term will be considered upto 01.01.2022 (except M/s. Davangere sugars Co, M/s. Vishwaraj Sugars Industries Ltd., & M/s. Indian Cane power Ltd whose PPA terminated on 16.02.2022) and remaining energy will be treated as un authorized injection.
2. CESC has 0% allocation in IEX sales under Non-Solar category and it is stated that this is based on the letter from CESC. However, letter regarding the same is not available at CESC. Hence same needs to be ascertained from PCKL.
3. As per the energy balance statement, following is the pool loss.
Prior to IEX sales;



29 NOV 2022

K. S. Sani
General Manager (Commercial)
Corporate Office,
CESC, Mysuru

No. of Corrections.. *NA*

258

Pool Loss before IEX Sales					
Particulars	Bescom	Gescom	Hescom	Mescom	Cesc
Actual Energy	34481.05	10075.75	16281.58	6454.29	8648.94
IF Conspn	30104.45	8801.11	14082.44	5710.57	7529.61
% Pool Loss	12.69	12.65	13.51	11.52	12.94

After IEX sales;

Pool Loss after considering IEX Sales					
Particulars	Bescom	Gescom	Hescom	Mescom	Cesc
Actual Energy	34481.05	10075.75	16281.58	6454.29	8648.94
IEX Sales	2935.68	1337.20	1645.10	521.50	270.20
Net Actual Energy	31545.37	8738.55	14636.48	5932.80	8378.74
IF Conspn	30104.45	8801.11	14082.44	5710.57	7529.61
% Pool Loss	4.57	-0.72	3.79	3.75	10.13

From the above table, it is evident that there is huge variation in pool loss among ESCOMs after considering IEX sales. As stated by TBC, this is because of 0% allocation in IEX Sales - Non solar category. However same needs to be ascertained. **Further GESCOM pool loss after considering IEX sales is negative which is not acceptable by CESC.** Same was put forth for discussion. **But no justifiable explanation was given either by SLDC or by GESCOM.**

- The negative pool loss/huge variation in pool loss among ESCOM's has become an issue after 2019 on account of curtailment of power to certain ESCOM's and due to trading of energy.
- Further during tariff filing, Hon'ble KERC is seeking compliance for substantial variation between transmission loss as claimed by KPTCL and that in CESC filing. Hence, suitable explanation needs to be furnished so as to facilitate CESC to furnish compliance for the same.

Hence CESC is requesting for resolving the issue of discrepancy in pool loss after considering IEX sales as mentioned in para (3), so as to arrive at correct overdrawal/underdrawal quantum.



29 NOV 2022

No. of Corrections.....

K. Raju
General Manager (Commercial)
Corporate Office
CESC, Mysuru

Yours faithfully,

K. Raju
General Manager (Commercial)
Corporate Office, CESC,
Mysore.

25/8
259

Annexure-4

Annexure-4

The list of IPPs (Solar/Wind/Mini Hydel/Co-Generation/Biomass) having PPA with CESC, Mysore is as follows.

Sl. No	Source	Name of The Firm	Capacity In MWs
1.	Solar Pv	M/S Sai Sudhir Energy (Chitradurga) Private Ltd	10
2.	Solar Pv	Madhav Solar (Karnataka) Pvt Ltd- Project-1	5
3.	Solar Pv	Madhav Solar (Karnataka) Pvt Ltd- Project-2	5
4.	Solar Pv	Raghu Infra Pvt Ltd	3
5.	Solar Pv	M/S Emami Power Ltd.	10
6.	Solar Pv	M/S Azure Power India Pvt. Ltd.	50
7.	Solar Pv	M/S Asian Fab Tech	5
8.	Solar Pv	Shorapur Solar Power Ltd	10
9.	Solar Pv	Ananthpur Solar Parks Pvt Ltd	20
10.	Solar Pv	Swelect Power Systems Pvt Ltd	10
11.	Solar Pv	Adani Green Energy Up Ltd.	20
12.	Solar Pv	Clean Solar Power (Tumkur) Pvt Ltd	20
13.	Solar Pv	Clean Solar Power (Tumkur) Pvt Ltd	20
14.	Solar Pv	Clean Solar Power (Tumkur) Pvt Ltd	20
15.	Solar Pv	Laxjeet Renewable Energy Pvl Lid	5
16.	Solar Pv	Adani Green Energy (Up) Limited	20
17.	Solar Pv	M.V.Rajaiah, (Gorich Energy Pvt.Ltd)	1
18.	Solar Pv	Ramu.G, (Avid Green Energy Pvt Ltd)	3
19.	Solar Pv	R.Ananthakumar, (Sourashakthi Energy Pvt Ltd)	2
20.	Solar Pv	Ravikumar.H, (Saketh Solar Energy Llp)	3
21.	Solar Pv	R.H Jayaram Reddy(Raygen Power Pvt.Ltd)	3
22.	Solar Pv	A. Gopala Reddy(Cbm Enterprises)	3
23.	Solar Pv	Srinivasa Shetty(Chikku Energy Pvt Ltd)	3
24.	Solar Pv	M.Phanendrababu(Tanivi Solar Pvt Ltd)	3
25.	Solar Pv	R.M.Rama(Heliocore Pvt Ltd)	3
26.	Solar Pv	A.R.Rekha(Gaviranga Solar Pvt Ltd)	1



29 NOV 2022

No. of Corrections.. NA


K. K. K.
General Manager (Commercial)
Corporate Office,
CESC, Mysuru

260

Annexure-4

The list of IPPs (Solar/Wind/Mini Hydel/Co-Generation/Biomass) having PPA with CESC, Mysore is as follows.

Sl. No	Source	Name of The Firm	Capacity In MWs
27.	Solar Pv	A.V.Anjaneyaprasad	1
28.	Solar Pv	M.B Vijayalakshmi(Baladev Solar Park Pvt Ltd)	2
29.	Solar Pv	Jrk Solar Projects Pvt Ltd	5
30.	Solar Pv	Nokor Bhoomi Pvt Ltd	20
31.	Solar Pv	Abha Sunlight Pvt Ltd	20
32.	Solar Pv	Izra Solar Energy Pvt Ltd	20
33.	Solar Pv	Giriraj Renewables Private Limited(Avaada)	50
34.	Solar Pv	Fortum Solar India Pvt Ltd	50
35.	Solar Pv	Energgone Soleq Ravi Indiapower Resources Pvt. Ltd.	100
36.	Solar Pv	Parampujya Solar Energy Pvt. Ltd.(Wardha Solar Pvt.Ltd)	10
37.	Co-Gen	M/S. Mysore Sugar Company	19.22
38.	Co-Gen	M/S. Sri Chamundeswari Sugars Limited	18.00
39.	Wind	M/S. Avon Cycles Limited. Gp-09	1.5
40.	Wind	M/S. Avon Cycles Ltd.	1.5
41.	Wind	M/S. Ratnagiri Impex Private Limited.,)	1.25
42.	Wind	M/S. Ushdev Engitech Ltd. Ph-1	1.5
43.	Wind	M/S. Ushdev Engitech Ltd. Ph-3	1.5
44.	Wind	M/S. Ushdev Engitech Ltd. Ph-5	1.5
45.	Wind	M/S. Ushdev Engitech Ltd. Ph-2	1.5
46.	Wind	M/S Ushdev Engitech Ltd (Ph-4)	1.5
47.	Wind	M/S. Rambhaben Ukabhai.	1.5
48.	Wind	M/S. Bvsr Energy System	1.5
49.	Wind	M/S. Gail (India) Limited.	10.5
50.	Wind	M/S. Sree Minerals.	1.5



29 NOV 2022

No. of Corrections...with.....

K. Ravi
General Manager (Commercial)
Corporate Office,
CESC, Mysuru

361

Annexure-4

The list of IPPs (Solar/Wind/Mini Hydel/Co-Generation/Biomass) having PPA with CESC, Mysore is as follows.

Sl. No	Source	Name of The Firm	Capacity In MWs
51.	Wind	M/S. Simran Wind Project Pvt. Ltd (H-29)	1.5
52.	Wind	M/S. Simran Wind Project Pvt. Ltd(H-34)	3.75
53.	Wind	M/S. Savita Oil Technologies Ltd)	1.5
54.	Wind	M/S. Bvsv Energy System	1.5
55.	Wind	M/S. Hindustan Zinc Limited.	4.5
56.	Wind	M/S. Hindustan Zinc Limited.	3
57.	Wind	M/S. Hindustan Zinc Limited.	6
58.	Wind	M/S. Hindustan Zinc Limited.	1.5
59.	Wind	M/S. Pearlite Liners Private Limited	9
60.	Wind	M/S. Gail (India) Limited.	3
61.	Wind	M/S. Gail (India) Limited.	3
62.	Wind	M/S. Gail (India) Limited.	1.5
63.	Wind	M/S. Savitha Oil Technologies Ltd. Ph-1	1.5
64.	Wind	M/S. Savita Oil Technologies Ltd. Ph-2	1.5
65.	Wind	M/S. Savita Oil Technologies Ltd. Ph-3	1.5
66.	Wind	M/S. Aravind V. Joshi & Co.	1.5
67.	Wind	M/S. Eastman International Ltd.	4.5
68.	Wind	M/S. Palogix Infrastructure Private Limited.	1.5
69.	Wind	M/S. Ramco Industries Ltd. H-31	1.5
70.	Wind	M/S. The Chennai Silks	3.75
71.	Wind	M/S Nvr Vidyut Private Limited (Phase-1)	4.5
72.	Wind	M/S Nvr Vidyut Private Limited (Phase-2)	1.5
73.	Wind	M/S Nvr Vidyut Private Limited (Phase-3)	1.5
74.	Wind	M/S. Kuminex Minerals Pvt. Ltd.	3.75
75.	Wind	M/S. Mukund Kamath. S	1.25



29 NOV 2022

No. of Corrections.....*nile*

K. Mani
General Manager (Commercial)
Corporate Office,
CESC, Mysuru

362

Annexure-4

The list of IPPs (Solar/Wind/Mini Hydel/Co-Generation/Biomass) having PPA with CESC, Mysore is as follows.

Sl. No	Source	Name of The Firm	Capacity In MWs
76.	Wind	M/S. Emkay Taps And Cutting Tools Pvt. Ltd.,	1.25
77.	Wind	M/S. Happy Valley Developers.	1.25
78.	Wind	M/S. Friends Salt Works & Allied Industries (Phase-1)	1.5
79.	Wind	M/S. Friends Salt Works & Allied Industries (Phase-2)	1.5
80.	Wind	M/S. Friends Salt Works & Allied Industries (Phase-3)	1.5
81.	Wind	M/S. Technical Associates Ltd.	1.5
82.	Wind	M/S S Qube Energy Projects Private Limited	1.5
83.	Wind	M/S. Nu Tech Associates.	1.5
84.	Wind	M/S. Saphthagiri Distilleries Pvt. Ltd.	3
85.	Wind	M/S. Renaissance Holdings & Developers Pvt. Ltd (H-27&28)	3
86.	Wind	M/S. Renaissance Holdings & Developers Pvt. Ltd(H-33&35)	3
87.	Wind	M/S. Keerthi Industries Limited.	1.5
88.	Wind	M/S. Energy Development Company Limited.	1.5
89.	Wind	Nu-Tech Prasiddi Consortium	1.5
90.	Mini-Hydel	M/S. Bhoruka Power Corporation Ltd. (Madahavamantri)	3
91.	Mini-Hydel	M/S. Atria Bridavan Power Limited.(4mw)	4
92.	Mini-Hydel	M/S. Nagarjuna Hydro Energy Pvt. Ltd.	15
93.	Mini-Hydel	M/S. Mythree Power Developers.	0.25
94.	Mini-Hydel	M/S. Bhoruka Power Corporation Ltd	6.25
95.	Mini-Hydel	M/S. Flax Hydro Energy Private Limited.	1.5
96.	Mini-Hydel	M/S. Mysore Mercantile Co. Ltd.	3
97.	Mini-Hydel	M/S. Limbavalli Power Ltd.	12
98.	Mini-Hydel	M/S. Vijayalakshmi Hydro Power Pvt. Ltd.	2.95
99.	Mini-Hydel	M/S. Bhoruka Power Corporation Ltd.(Manjadka)	10



29 NOV 2022

No. of Corrections.....*laxil*.....

R. Ravi
General Manager (Commercial)
Corporate Office,
CESC, Mysuru

263

Annexure-4

The list of IPPs (Solar/Wind/Mini Hydel/Co-Generation/Biomass) having PPA with CESC, Mysore is as follows.

Sl. No	Source	Name of The Firm	Capacity In MWs
100.	Mini-Hydel	M/S. Venika Green Power Private Ltd.	0.75
101.	Mini-Hydel	M/S Atria Brindavan Power Ltd(12mw)	12
102.	Mini-Hydel	Hemavathi Power Light P Ltd(Lbc)	16
103.	Mini-Hydel	Hemavathi Power Light P Ltd(Lbc- Rb)	8
104.	Mini-Hydel	Bhoruka Power Corporation Ltd. (Mgr)	3.5
105.	Mini-Hydel	Trishul Power Private Limited	4
106.	Mini-Hydel	M/S Madhyaranga Energy Pvt. Ltd (2 X 2.5)	5
107.	Biomass	M/S. Hassan Biomass Power Company.	7.8
108.	Biomass	M/S Dee Vee Power.	2



29 NOV 2022

No. of Corrections.....*nk*.....

K. Srinivas
General Manager (Commercial)
Corporate Office,
CESC, Mysuru

Annexure-5

ANNEXURE-5


Energy Balance from April 2021 to March 2022 (Net order ENERGY 101 P&R 2021, 2022 Bangalore, Annexure-10
 Dated 25.3.2021 & 21.01.2022)

1	2	3	4	5	6	7	8	9	10		11
									Net Energy	Underdrawn	
ESCOMs	Energy as per exclusive purchases	As per 30K allocation in bill from pooled sources	Total Energy Purchased in MU (2+3)	EX SALES	Net Energy purchased in MU (4-5)	Actuals in MU from pooled sources	Net consumption (2+7-8)	Net Energy Overdrawn	Net Energy Underdrawn	Energy difference in MU (6-9)	
Bescom	7625.437	28426.310	36051.746	2935.681	33116.066	26855.617	31545.373	53.182	-1623.875	-1570.692	
Gescom	2801.341	7480.081	10281.422	1337.200	8944.221	7283.071	8747.211	427.761	-624.772	-197.011	
Hescom	4430.644	9219.977	13650.622	1645.102	12005.520	11852.028	14637.570	2788.471	-156.420	2632.050	
Mescom	1416.666	5983.810	7400.476	521.496	6878.981	5037.628	5932.798	109.304	-1055.487	-946.183	
CESC	1569.025	6998.080	8567.105	270.204	8296.901	7079.915	8378.736	454.134	-372.298	81.835	
Total	17843.113	58108.258	75951.370	6709.682	69241.689	58106.258	69241.689	3832.852	-3832.852	0.000	

ESCOM wise Power Purchase after considering Solar Roof Top Energy

1	2	3	4	5
ESCOMs	Total Power Purchase in MU	EX sales in MU	Solar Roof Top Energy in MU	Net power Purchase of ESCOM in MU (2-3+4)
BESCOM	36051.746	2935.681	109.790	33225.856
GESCOM	10281.422	1337.200	8.356	8952.577
HESCOM	13650.622	1645.102	14.756	12020.276
MESCOM	7400.476	521.496	8.214	6887.195
CESC	8567.105	270.204	12.137	8309.038
TOTAL	75951.370	6709.68182	153.254	69394.943

29 NOV 2022



NOTE 1. Exclusive Purchases includes Generators like Kappadaguda, NCE, KPC solar etc
 2. Energy balance is as per power purchase details furnished by ESCOMs and IF point consumption of all ESCOMs

No. of Corrections.....

29/11/22
 BESCOM
 D.M.(PP) (F&E)
 29/11/22

29/11/22
 HESCOM
 A.O/P/T
 29/11/22

29/11/22
 MESCOM
 29/11/22

Kamrani
 General Manager (Commercial)
 Corporate Office,
 CESC, Mysuru

CESC

965

Statement showing Energy & Amount Payable/Receivable Energy Balance for 2021-22

Name of ESCOM	BESCOM				GESCOM				HESCOM				MESCOM				CESC			
	Payable Energy in Mus	Receivable Amount in Crs.	Payable Amount in Mus	Receivable Amount in Crs.	Payable Energy in Mus	Receivable Amount in Crs.	Payable Energy in Mus	Receivable Amount in Crs.	Payable Energy in Mus	Receivable Amount in Crs.	Payable Energy in Mus	Receivable Amount in Crs.	Payable Energy in Mus	Receivable Amount in Crs.	Payable Energy in Mus	Receivable Amount in Crs.	Payable Energy in Mus	Receivable Amount in Crs.	Total Energy in Mus	Total Amount in Crs.
BESCOM		0.000	203.991	110.988	17.994	8.917	1315.094	715.516	35.188	19.479	26.207	14.259	0.000	0.000	78.583	42.755	0.000	0.000	-1570.692	-855.122
GESCOM	17.994	8.917	203.991	110.988																
HESCOM	35.188	19.479	1315.094	715.516	0.000	0.000	391.130	193.820	0.000	0.000	27.464	13.610	131.082	61.733	188.182	93.252	92.688	47.191	-197.010	-89.687
MESCOM	0.000	26.207	14.259	131.082	27.464	13.610	804.563	378.909	53.706	29.730	67.527	37.381	277.685	141.381	67.527	37.381	277.685	141.381	2632.052	1343.037
CESC	0.000	0.000	42.755	92.688	47.191	188.182	277.685	141.381	67.527	37.381	1.528	0.981	119.841	56.439	0.000	1.928	0.981	-946.183	-438.502	
TOTAL	53.182	28.396	1623.874	883.517	427.761	219.912	624.771	309.599	2788.472	1429.626	156.420	86.589	109.304	56.579	1055.487	497.082	454.133	372.300	189.553	0.000

29/11/22
BESCOM
D/M/FC/PP
30/11

29/11/22
HESCOM
A0/PTC

29/11/22
MESCOM
A0/PTC

CESC



29 NOV 2022

[Signature]
General Manager (Commercial)
Corporate Office,
CESC, Mysuru

No. of Corrections: *[initials]*

Annexure-6

TARIFF SUBSIDY DETAILS FOR FY 2021-22

Company: CESC, Mysuru

Sl.No.	Ref.No./date	Grant in Crs		Rs... In Crs.
		Cash	Adj.	
1	Energy 156 PSR 2021 Bengaluru Dated 23.04.2021	34.40	52.62	87.02
2	Energy 218 PSR 2021 Bengaluru Dated 23.04.2021	0.00	25.38	25.38
3	Energy 156 PSR 2021 Bengaluru Dated 03.06.2021	72.40	105.24	177.64
4	Energy 218 PSR 2021 Bengaluru Dated 03.06.2021	0.00	50.76	50.76
5	Energy 156 PSR 2021 Bengaluru Dated 04.08.2021	136.44	87.93	224.37
6	Energy 157 PSR 2021 Bengaluru Dated 04.08.2021	0.00	55.30	55.30
7	Energy 159 PSR 2021 Bengaluru Dated 04.08.2021	0.00	33.30	33.30
8	Energy 156 PSR 2021 Bengaluru Dated 01.09.2021	72.86	24.42	97.28
9	Energy 157 PSR 2021 Bengaluru Dated 01.09.2021	0.00	27.65	27.65
10	Energy 159 PSR 2021 Bengaluru Dated 01.09.2021	0.00	17.23	17.23
11	Energy 157 PSR 2021 Bengaluru Dated 13.10.2021	0.00	27.65	27.65
12	Energy 156 PSR 2021 Bengaluru Dated 13.10.2021	31.36	67.28	98.64
13	Energy 157 PSR 2021 Bengaluru Dated 04.11.2021	0.00	27.65	27.65
14	Energy 156 PSR 2021 Bengaluru Dated 04.11.2021	41.63	66.92	108.55
15	Energy 156 PSR 2021 Bengaluru Dated 01.12.2021	52.93	35.61	88.54
16	Energy 157 PSR 2021 Bengaluru Dated 01.12.2021	0.00	27.65	27.65
17	Energy 159 PSR 2021 Bengaluru Dated 01.12.2021	0.00	26.20	26.20
18	Energy 156 PSR 2021 Bengaluru Dated 14.01.2022	37.11	61.67	98.78
19	Energy 157 PSR 2021 Bengaluru Dated 14.01.2022	0.00	27.65	27.65
20	Energy 156 PSR 2021 Bengaluru Dated 01.02.2022	40.00	53.13	93.13
21	Energy 157 PSR 2021 Bengaluru Dated 01.02.2022	0.00	27.65	27.65
22	Energy 159 PSR 2021 Bengaluru Dated 23.04.2021	0.00	18.34	18.34
23	Energy 159 PSR 2021 Bengaluru Dated 05.06.2021	0.00	33.08	33.08
24	Energy 159 PSR 2021 Bengaluru Dated 22.10.2021	0.00	16.10	16.10
25	Energy 159 PSR 2021 Bengaluru Dated 10.11.2021	0.00	6.19	6.19
26	Energy 159 PSR 2021 Bengaluru Dated 16.02.2022	0.00	37.57	37.57
27	Energy 156 PSR 2021 Bengaluru Dated 10.03.2022	24.30	64.36	88.66
28	Energy 157 PSR 2021 Bengaluru Dated 10.03.2022	0.00	34.45	34.45
29	Energy 140 PSR 2022 Bengaluru Dated 14.03.2022	0.00	600.00	600.00
30	Energy 123 PSR 2022 Bengaluru Dated 22.03.2022	250.00	500.00	750.00
31	Energy 159 PSR 2021 Bengaluru Dated 18.03.2022	0.00	26.27	26.27
Total		793.43	2265.25	3058.68



29 NOV 2022

No. of Corrections.....*nn*

K. K. K.
General Manager (Commercial)
Corporate Office,
CESC, Mysuru

267

Annexure-6

Loans from different Financials Institutions

Company: CESC, Mysuru							(Rs. in Crs)
Sl No.	Name of the Financials Institution	OB + Borrowing	Loan Drawn	Payments		Closing Balance as 31.03.2022	
				Principal	Interest		
Transferred Loan							
1	REC	1.40	0.00	0.00	0.00	1.40	
2	GOK	4.29	0.00	2.15	1.16	2.14	
Loan drawn by CESC							
3	PFC	42.12	0.00	0.00	0.00	42.12	
4	PFC	79.53	0.00	10.60	8.11	68.93	
5	REC	1.63	0.00	0.48	0.15	1.15	
6	REC	0.87	0.00	0.06	0.08	0.81	
7	REC	34.23	0.00	6.85	3.69	27.38	
8	REC	283.82	0.00	44.61	29.06	239.21	
9	REC	8.40	0.00	8.40	0.46	0.00	
10	REC	50.67	10.72	0.00	5.46	61.39	
11	REC	103.28	61.54	0.00	28.38	164.82	
12	REC	248.51	16.38	0.00	10.92	264.89	
13	REC	0.00	320.28	0.00	11.35	320.28	
14	REC	0.00	176.06	0.00	4.10	176.06	
15	REC	0.00	40.26	0.00	0.03	40.26	
16	SBI	4.09	0.00	4.09	0.04	0.00	
17	Syndicate Bank	20.84	0.00	16.67	1.34	4.17	
18	Syndicate Bank	60.68	0.00	27.06	4.52	33.62	
19	Syndicate Bank	123.90	0.00	33.24	8.29	90.66	
20	Bank of India	183.42	0.00	28.76	14.45	154.66	
21	Bank of India	650.00	0.00	0.01	47.50	649.99	
22	Canara Bank	300.00	0.00	0.00	22.20	300.00	
Term loan Total		2201.68	625.22	182.97	201.29	2643.93	
23	REC	0.00	0.00	0.00	0.00	0.00	
24	REC	0.00	0.00	0.00	0.00	0.00	
25	SBI	14.16	0.00	14.16	0.25	0.00	
26	Bank of India	41.65	0.00	38.91	1.54	2.74	
27	REC	87.50	0.00	50.00	7.76	37.50	
28	SBI	299.41	253.01	299.43	20.97	252.99	
29	GOK	600.00	0.00	600.00	0.00	0.00	
30	Bank of India	166.64	0.00	66.72	9.79	99.92	
31	IREDA	0.00	600.00	0.00	7.51	600.00	
32	ICICI	0.00	30.00	22.50	1.02	7.50	
Grand Total		3411.04	1508.24	1274.70	250.14	3644.58	

Note:- Ref to Sl.29, interest free loan of RS.600.00 crs is adjusted towards Subsidy arrears vide G.O NO EN 140 PSR 2022 Bangalore dated 14.03.2022



29 NOV 2022

No. of Corrections: *nih*

Ranjani
General Manager (Commercial)
Corporate Office,
CESC, Mysuru

268

Annexure-6

GRANTS RELEASED TOWARDS EQUITY FROM GOVT OF INDIA DURING FY 2021-22

Company: CESC, Mysuru

Sl. No.	Ref.No./date	Nature of receipts		Rs... In Crs.
		Cash (in Crs)	Adj. (in Crs)	
1	IPDS Grant	0.56	0.00	0.56
2	IPDS Grant	0.04	0.00	0.04
3	IPDS Grant	19.04	0.00	19.04
4	IPDS Grant	1.56	0.00	1.56
5	DDUGJY Grant	13.85	0.00	13.85
6	IPDS Grant	2.89	0.00	2.89
7	DDUGJY Grant	3.02	0.00	3.02
	Sub-Total	40.96	0.00	40.96



29 NOV 2022

No. of Corrections...*nil*.....

K. Manjunath
General Manager (Commercial)
Corporate Office,
CESC, Mysuru

GRANTS RELEASED TOWARDS EQUITY FROM GOVT OF KARNATAKA DURING FY 2021-22

Company: CESC, Mysuru

Sl. No.	Ref. No./date	Nature of receipts		Rs... In Crs.	Purpose
		Cash (in Crs)	Adj. (in Crs)		
1	Energy 246 PSR 2021 Bengaluru Dated 20.07.2021	8.22	0.00	8.22	General Equity for 1st Qtr and 2nd Qtr of FY 2021-22
2	Energy 283 PSR 2021 Bengaluru Dated 04.08.2021	0.65	0.00	0.65	2021-22 1st and 2nd Qtr SCSP Rs 0.5464 Crs + TSP Rs 0.1040 Crs
3	Energy 282 PSR 2021 Bengaluru Dated 03.08.2021	3.11	0.00	3.11	2021-22 1st and 2nd Qtr SDP Rs 3.1133 Crs
4	Energy 283 PSR 2021 Bengaluru Dated 18.03.2021	0.65	0.00	0.65	2021-22 3rd and 4th Qtr SCSP Rs 0.5464 Crs + TSP Rs 0.1040 Crs
5	Energy 282 PSR 2021 Bengaluru Dated 18.03.2021	3.11	0.00	3.11	2021-22 3rd and 4th Qtr SDP Rs 3.1133 Crs
Sub-Total		15.74	0.00	15.74	



29 NOV 2022

K. Manjari
 General Manager (Commercial)
 Corporate Office,
 CESC, Mysuru

No. of Corrections... Nil

Annexure-7

Annexure-7

CHAMUNDESHWARI ELECTRICITY SUPPLY CORPORATION LIMITED

Directive on conducting Consumer Interaction Meetings in O&M Sub-divisions for redressal of consumer complaints for 1st quarter of FY-22
(April-2021, May-2021 & June-2021)

Sl. No.	Name of the Circle	No. of Sub-divisions existing	No. of Sub-divisions in which CIM is conducted	Name of the Sub divisions	Date on which CIM conducted	Name and Designation of the Officer Chairing the CIM	No. of Consumers attended	Opening Balance	No of complaints received	No of complaints disposed	No. of Complaints yet to be disposed	Remarks
1				N R Mohalla	-	-	0	2	0	2	0	
2				Jyothinagara	-	-	0	0	0	0	0	
3				Central Zone	-	-	0	0	0	0	0	
4				Chamundipuram	-	-	0	0	0	0	0	
5				Varuna	-	-	0	1	0	1	0	
6				Hootagally	-	-	0	0	0	0	0	
7				V V Mohalla	-	-	0	0	0	0	0	
8				R K Nagara	-	-	0	0	0	0	0	
9	Mysore	21	4	Kuvempunagara	-	-	0	0	0	0	0	
10				Nanjangud Urban	-	-	0	16	0	16	0	
11				Nanjangud Rural	-	-	0	2	0	2	0	
12				Bannur	-	-	0	11	0	11	0	
13				T Narasipura	-	-	0	5	0	5	0	
14				Hunsur	-	-	0	3	0	3	0	
15				Billikere	-	-	0	0	0	0	0	
16				H D Kote	-	-	0	8	0	4	4	
17				Sargur	-	-	0	5	0	5	0	

Not conducted due to Covid-19 Lockdown



129 NOV 2022

K. Manjunath
General Manager (Commercial)
Corporate Office,
CESC, Mysuru

No. of Corrections.....Nil

370

CHAMUNDESHWARI ELECTRICITY SUPPLY CORPORATION LIMITED

Directive on conducting Consumer Interaction Meetings in O&M Sub-divisions for redressal of consumer complaints for 1st quarter of FY-22 (April-2021, May-2021 & June-2021)

Sl. No.	Name of the Circle	No. of Sub-divisions existing	No. of Sub-divisions in which CIM is conducted	Name of the Sub divisions	Date on which CIM conducted	Name and Designation of the Officer Chairing the CIM	No. of Consumers attended	Opening Balance	No of complaints received	No of complaints disposed	No. of Complaints yet to be disposed	Remarks
18	Mysore	21	4	K R Nagara	17.06.2021	Sri B.S. Chandrashekar, Executive Engineer(Ele), K R Nagara	5	0	3	3	0	
19				Saligrama	17.06.2021	Sri B.S. Chandrashekar, Executive Engineer(Ele), K R Nagara	2	0	2	2	0	
20	Mysore	21	4	Periyapatna	24.06.2021	Sri B.S. Chandrashekar, Executive Engineer(Ele), K R Nagara	12	3	8	8	3	
21				Bettadapura	24.06.2021	Sri B.S. Chandrashekar, Executive Engineer(Ele), K R Nagara	6	3	6	9	0	
Mysore Total												
22	Chamaraja nagar - Kodagu	13	0	Chamarajanagara		-	0	0	0	0	0	Not conducted due to Covid-19 Lockdown
23				Haradanahalli		-	0	0	0	0	0	
24				Santhemarahalli		-	0	2	0	2	0	
25				Gundlupete		-	0	1	0	1	0	
26				Begur		-	0	0	0	0	0	
									19	71	7	



29 NOV 2022

No. of Corrections.....

K. Manjunath
 General Manager (Commercial)
 Corporate Office,
 CESC, Mysuru

371

Annexure-7

CHAMUNDESHWARI ELECTRICITY SUPPLY CORPORATION LIMITED

Directive on conducting Consumer Interaction Meetings in O&M Sub-divisions for redressal of consumer complaints for 1st quarter of FY-22 (April-2021, May-2021 & June-2021)

Sl. No.	Name of the Circle	No. of Sub-divisions existing	No. of Sub-divisions in which CIM is conducted	Name of the Sub divisions	Date on which CIM conducted	Name and Designation of the Officer Chairing the CIM	No. of Consumers attended	Opening Balance	No of complaints received	No of complaints disposed	No. of Complaints yet to be disposed	Remarks			
27	Chamaraja nagar - Kodagu	13	0	Kollegala	-	-	0	1	0	1	0	Not conducted due to Covid-19 Lockdown			
28				Hanur	-	-	0	4	0	4	0				
29				Yalandur	-	-	0	6	0	6	0				
30				Madikeri	-	-	0	2	0	2	0				
31				Gonikoppal	-	-	0	4	0	4	0				
32				Virajpete	-	-	0	5	0	5	0				
33				Kushalanagara	-	-	0	0	0	0	0				
34				Somavarapete	-	-	0	1	0	1	0				
Chamarajanagar -Kodagu Total															
										0	26		0	26	0
35	Mandya	13	0	CSD Mandya	-	-	0	0	0	0	0	Not conducted due to Covid-19 Lockdown			
36				Koithathi	-	-	0	0	0	0	0				
37				Keragodu	-	-	0	0	0	0	0				
38				Maddur 1	-	-	0	2	0	2	0				
39				Maddur 2	-	-	0	4	0	4	0				
40				Malavalli 1	-	-	0	0	0	0	0				
41				Malavalli 2	-	-	0	0	0	0	0				
42				Pandavapura	-	-	0	0	0	0	0				
43				SR Patna	-	-	0	0	0	0	0				
44				K R Pete 1	-	-	0	3	0	3	0				



29 NOV 2022

No. of Corrections: nil

K. Kambari
General Manager (Commercial)
Corporate Office,
CESC, Mysuru 572

Annexure-7

CHAMUNDESHWARI ELECTRICITY SUPPLY CORPORATION LIMITED

Directive on conducting Consumer Interaction Meetings in O&M Sub-divisions for redressal of consumer complaints for 1st quarter of FY-22
(April-2021, May-2021 & June-2021)

Sl. No.	Name of the Circle	No. of Sub-divisions existing	No. of Sub-divisions in which CIM is conducted	Name of the Sub divisions	Date on which CIM conducted	Name and Designation of the Officer Chairing the CIM	No. of Consumers attended	Opening Balance	No of complaints received	No of complaints disposed	No. of Complaints yet to be disposed	Remarks
45				K.R.Pete 2		-	0	3	0	3	0	Not conducted
46	Mandya	13	0	Nagamangala		-	0	4	0	4	0	due to Covid-19 Lockdown
47				Bellur		-	0	2	0	2	0	
				Mandya Total			0	18	0	18	0	
48				CSD Hassan	08.04.21	Sri. M.S Annegowda, I/C Superintending Engineer (Ele), Hassan	1	0	1	1	0	
49				Dudda		-	0	0	0	0	0	Not conducted
50	Hassan	15	3	KIADB Hassan		-	0	0	0	0	0	due to Covid-19 Lockdown
51				Sakaleshpura	22.04.21	Smt. Bharathi K.S. Executive Engineer (Ele), Sakaleshpura	10	0	6	6	0	
52				Alur		-	0	0	0	0	0	Not conducted



29 NOV 2022

No. of Corrections: Nil

Kumbhari
General Manager (Commercial)
Corporate Office, 373
CESC, Mysuru

Annexure-7

CHAMUNDESHWARI ELECTRICITY SUPPLY CORPORATION LIMITED												
Directive on conducting Consumer Interaction Meetings in O&M Sub-divisions for redressal of consumer complaints for 1st quarter of FY-22 (April-2021, May-2021 & June-2021)												
Sl. No.	Name of the Circle	No. of Sub-divisions existing	No. of Sub-divisions in which CIM is conducted	Name of the Sub divisions	Date on which CIM conducted	Name and Designation of the Officer Chairing the CIM	No. of Consumers attended	Opening Balance	No of complaints received	No of complaints disposed	No. of Complaints yet to be disposed	Remarks
53				Belur	22.04.21	Smt. Bharathi K.S. Executive Engineer (Ele), Sakaleshpura	3	0	2	2	0	
54				CR Patna			0	1	0	1	0	
55				Nuggehalli			0	1	0	1	0	
56				H N Pura			0	0	0	0	0	
57	Hassan	15	3	Arakalagud			0	0	0	0	0	Not conducted due to Covid-19 Lockdown
58				Ramanathpura			0	0	0	0	0	
59				Hangarahally			0	0	0	0	0	
60				Arasikere			0	0	0	0	0	
61				Banavara			0	0	0	0	0	
62				Gandasi			0	5	0	5	0	
Hassan Total							14	7	9	16	0	
CESC Total							39	110	28	131	7	



29 NOV 2022

No. of Corrections: Nil

K. Srinivas
General Manager (Commercial)
Corporate Office,
CESC, Mysuru 374

Annexure-7

CHAMUNDESHWARI ELECTRICITY SUPPLY CORPORATION LIMITED

Directive on conducting Consumer Interaction Meetings in O&M Sub-divisions for redressal of consumer complaints for 2nd quarter of FY-22 (July-2021, August-2021 & September-2021)

Sl. No.	Name of the Circle	No. of Sub-divisions existing	No. of Sub-divisions in which CIM is conducted	Name of the Sub divisions	Date on which CIM conducted	Name and Designation of the Officer Chairing the CIM	No. of Consumers attended	Opening Balance	No of complaints received	No of complaints disposed	No. of Complaints yet to be disposed	Remarks
1				N R Mohalla	18.08.2021	Sri B.K.Yogesh, Executive Engineer(Elec), N.R.Mohalla	2	0	2	2	0	
2				Jyothinagara	23.08.2021	Sri B.K.Yogesh, Executive Engineer(Elec), N.R.Mohalla	6	0	5	5	0	
3				Central Zone	21.08.2021	Sri B.K.Yogesh, Executive Engineer(Elec), N.R.Mohalla	0	0	0	0	0	
4	Mysore	21	21	Chamundipuram	19.08.2021	Sri B.K.Yogesh, Executive Engineer(Elec), N.R.Mohalla	2	0	2	1	1	
5				Varuna	17.08.2021	Sri B.K.Yogesh, Executive Engineer(Elec), N.R.Mohalla	2	0	2	2	0	
6				Hootagally	02.09.2021	Smt. S.B Anitha, Executive Engineer(Elec), VV Mohalla	3	0	3	3	0	



129 NOV 2022

K. Manjuna
General Manager (Commercial)
Corporate Office,
CESC, Mysuru

375

No. of Corrections.....*Nil*

CHAMUNDESHWARI ELECTRICITY SUPPLY CORPORATION LIMITED												
Directive on conducting Consumer Interaction Meetings in O&M Sub-divisions for redressal of consumer complaints for 2nd quarter of FY-22 (July-2021, August-2021 & September-2021)												
Sl. No.	Name of the Circle	No. of Sub-divisions existing	No. of Sub-divisions in which CIM is conducted	Name of the Sub divisions	Date on which CIM conducted	Name and Designation of the Officer Chairing the CIM	No. of Consumers attended	Opening Balance	No of complaints received	No of complaints disposed	No. of Complaints yet to be disposed	Remarks
7				V V Mohalla	02.09.2021	Smt. S.B Anitha, Executive Engineer(Elec), VV Mohalla	3	0	2	2	0	
8				R K Nagara	03.09.2021	Sri. H.R.Rao, I/C Executive Engineer(Ele.), VV Mohalla	4	0	2	2	0	
9				Kuvempunagara	03.09.2021	Sri. H.R.Rao, I/C Executive Engineer(Ele.), VV Mohalla	7	0	2	2	0	
10	Mysore	21	21	Nanjangud Urban	18.08.2021	Sri T. Pradeep, Executive Engineer(Elec), Nanjangudu	8	0	8	1	7	
11				Nanjangud Rural	18.08.2021	Sri T. Pradeep, Executive Engineer(Elec), Nanjangudu	13	0	13	5	8	
12				Bannur	27.08.2021	Sri T. Pradeep, Executive Engineer(Elec), Nanjangudu	14	0	14	3	11	



29 NOV 2022

No. of Corrections.....
n/a

K. Manjani
General Manager (Commercial)
Corporate Office,
CESC, Mysuru 376

Annexure-7

CHAMUNDESHWARI ELECTRICITY SUPPLY CORPORATION LIMITED

Directive on conducting Consumer Interaction Meetings in O&M Sub-divisions for redressal of consumer complaints for 2nd quarter of FY-22 (July-2021, August-2021 & September-2021)

Sl. No.	Name of the Circle	No. of Sub-divisions existing	No. of Sub-divisions in which CIM is conducted	Name of the Sub divisions	Date on which CIM conducted	Name and Designation of the Officer Chairing the CIM	No. of Consumers attended	Opening Balance	No of complaints received	No of complaints disposed	No. of Complaints yet to be disposed	Remarks
13				T Narasipura	27.08.2021	Sri T. Pradeep, Executive Engineer(Elec), Nanjangudu	19	0	19	2	17	
14				Hunsur	14.09.2021	Sri A.A. Sunil Kumar, Executive Engineer(Elec), Hunsur	12	0	3	3	0	
15				Bilikere	17.09.2021	Sri A.A. Sunil Kumar, Executive Engineer(Elec), Hunsur	21	0	5	4	1	
16	Mysore	21	21	H D Kote	17.09.2021	Sri A.A. Sunil Kumar, Executive Engineer(Elec), Hunsur	25	4	16	12	8	
17				Sargur	17.09.2021	Sri Basavanna, I/C Executive Engineer(Ele), Hunsur	30	0	20	12	8	
18				K R Nagara	17.09.2021	Sri B.S.Chandrashekar, Executive Engineer(Elec), K.R.Nagar	3	0	3	3	0	



29 NOV 2022

K. Kamalamma
General Manager (Commercial)
Corporate Office,
CESC, Mysuru 377

No. of Corrections: 0

CHAMUNDESHWARI ELECTRICITY SUPPLY CORPORATION LIMITED

Directive on conducting Consumer Interaction Meetings in O&M Sub-divisions for redressal of consumer complaints for 2nd quarter of FY-22 (July-2021, August-2021 & September-2021)

Sl. No.	Name of the Circle	No. of Sub-divisions existing	No. of Sub-divisions in which CIM is conducted	Name of the Sub divisions	Date on which CIM conducted	Name and Designation of the Officer Chairing the CIM	No. of Consumers attended	Opening Balance	No of complaints received	No of complaints disposed	No. of Complaints yet to be disposed	Remarks
19				Saligrama	17.09.2021	Sri B.S.Chandrashekar, Executive Engineer(Elec), K.R.Nagar	2	0	2	2	0	
20	Mysore	21	21	Periyapatna	21.09.2021	Sri B.S.Chandrashekar, Executive Engineer(Elec), K.R.Nagar	8	3	8	8	3	
21				Bettadapura	21.09.2021	Sri B.S.Chandrashekar, Executive Engineer(Elec), K.R.Nagar	4	0	4	4	0	
Mysore Total							188	7	135	78	64	
22				Chamarajanagara	11.08.2021	Sri Poornachandra Tejasvi, Executive Engineer (Ele), Chamarajanagara	1	0	1	0	1	
23	Chamarajanagar - Kodagu	13	13	Haradanahalli	11.08.2021	Sri Poornachandra Tejasvi, Executive Engineer (Ele), Chamarajanagara	2	0	4	2	2	
24				Santhamarahalli	09.09.2021	Sri Poornachandra Tejasvi, Executive Engineer (Ele), Chamarajanagara	2	0	3	2	1	



29 NOV 2022

No. of Corrections...nk

K. Manjunath
General Manager (Commercial)
Corporate Office,
CESC, Mysuru 378

CHAMUNDESHWARI ELECTRICITY SUPPLY CORPORATION LIMITED

Directive on conducting Consumer Interaction Meetings in O&M Sub-divisions for redressal of consumer complaints for 2nd quarter of FY-22 (July-2021, August-2021 & September-2021)

Sl. No.	Name of the Circle	No. of Sub-divisions existing	No. of Sub-divisions in which CIM is conducted	Name of the Sub divisions	Date on which CIM conducted	Name and Designation of the Officer Chairing the CIM	No. of Consumers attended	Opening Balance	No of complaints received	No of complaints disposed	No. of Complaints yet to be disposed	Remarks
25				Gundlupete	07.09.2021	Sri Poornachandra Tejasvi, Executive Engineer (Ele), Chamarajanagara	4	0	4	1	3	
26				Begur	16.08.2021	Sri Poornachandra Tejasvi, Executive Engineer (Ele), Chamarajanagara	4	0	4	2	2	
27				Kollegala	08.09.2021	Sri preetham M.M Executive Engineer (Ele), Kollegala	3	0	3	2	1	
28	Chamarajanagar - Kodagu	13	13	Hanur	09.09.2021	Sri preetham M.M Executive Engineer (Ele), Kollegala	5	0	5	3	2	
29				Yalandur	08.09.2021	Sri preetham M.M Executive Engineer (Ele), Kollegala	4	0	4	2	2	
30				Madikeri	24.09.2021	Sri M.P. Ashok I/C Executive Engineer (Ele), Madikeri	4	0	4	2	2	
31				Gonikoppal	20.09.2021	Sri M.P. Ashok I/C Executive Engineer (Ele), Madikeri	17	0	17	8	9	



29 NOV 2022

No. of Corrections: Nil

K. Manjari
General Manager (Commercial)
Corporate Office,
CESC, Mysuru 579

Annexure-7

CHAMUNDESHWARI ELECTRICITY SUPPLY CORPORATION LIMITED

Directive on conducting Consumer Interaction Meetings in O&M Sub-divisions for redressal of consumer complaints for 2nd quarter of FY-22 (July-2021, August-2021 & September-2021)

Sl. No.	Name of the Circle	No. of Sub-divisions existing	No. of Sub-divisions in which CIM is conducted	Name of the Sub divisions	Date on which CIM conducted	Name and Designation of the Officer Chairing the CIM	No. of Consumers attended	Opening Balance	No of complaints received	No of complaints disposed	No. of Complaints yet to be disposed	Remarks
32				Virajpete	20.09.2021	Sri M.P. Ashok I/C Executive Engineer (Ele), Madikeri	2	0	6	2	4	
33	Chamarajanagar - Kodagu	13	13	Kushalanagara	22.09.2021	Sri M.P. Ashok I/C Executive Engineer (Ele), Madikeri	2	0	2	1	1	
34				Somavarapete	22.09.2021	Sri M.P. Ashok I/C Executive Engineer (Ele), Madikeri	0	0	1	1	0	
Chamarajanagar - Kodagu Total							50	0	58	28	30	
35				CSD Mandya	13.07.2021	Sri HK Ramesh, Executive Engineer(Elec), Mandya	1	0	1	1	0	
36	Mandya	13	13	Kothathi	13.07.2021	Sri HK Ramesh, Executive Engineer(Elec), Mandya	1	0	1	1	0	
37				Keragodu	13.07.2021	Sri HK Ramesh, Executive Engineer(Elec), Mandya	1	0	1	1	0	



29 NOV 2021

No. of Corrections.....


K. Manjunath
General Manager (Commercial)
Corporate Office,
CESC, Mysuru
380

Annexure-7

CHAMUNDESHWARI ELECTRICITY SUPPLY CORPORATION LIMITED

Directive on conducting Consumer Interaction Meetings in O&M Sub-divisions for redressal of consumer complaints for 2nd quarter of FY-22 (July-2021, August-2021 & September-2021)

Sl. No.	Name of the Circle	No. of Sub-divisions existing	No. of Sub-divisions in which CIM is conducted	Name of the Sub divisions	Date on which CIM conducted	Name and Designation of the Officer Chairing the CIM	No. of Consumers attended	Opening Balance	No of complaints received	No of complaints disposed	No. of Complaints yet to be disposed	Remarks
38				Maddur 1	27.09.2021	Sri Shivakumar K. N., Executive Engineer(Ele), Maddur	4	0	4	4	0	
39				Maddur 2	27.09.2021	Sri Shivakumar K. N., Executive Engineer(Ele), Maddur	5	0	5	5	0	
40				Malavalli 1	13.09.2021	Sri Shivakumar K. N., Executive Engineer(Ele), Maddur	6	0	6	6	0	
41	Mandya	13	13	Malavalli 2	13.09.2021	Sri Shivakumar K. N., Executive Engineer(Ele), Maddur	4	0	4	4	0	
42				Pandavapura	28.08.2021	Sri Raghu K S, Executive Engineer(Ele), Pandavapura	9	0	9	5	4	
43				S R Patna	28.08.2021	Sri Raghu K S, Executive Engineer(Ele), Pandavapura	4	0	5	3	2	
44				K R Pete 1	13.09.2021	Smt Prathibha B.A., Executive Engineer(Ele), K R Pete	22	0	4	2	2	

12⁹ NOV 2022

No. of corrections.....Nil

K. Kamalamma
General Manager (Commercial)
Corporate Office,
CESC, Mysuru 381

Annexure-7

CHAMUNDESHWARI ELECTRICITY SUPPLY CORPORATION LIMITED

Directive on conducting Consumer Interaction Meetings in O&M Sub-divisions for redressal of consumer complaints for 2nd quarter of FY-22 (July-2021, August-2021 & September-2021)

Sl. No.	Name of the Circle	No. of Sub-divisions existing	No. of Sub-divisions in which CIM is conducted	Name of the Sub divisions	Date on which CIM conducted	Name and Designation of the Officer Chairing the CIM	No. of Consumers attended	Opening Balance	No of complaints received	No of complaints disposed	No. of Complaints yet to be disposed	Remarks
45				K.R.Pete 2	30.07.2021	Smt Prathibha B.A., Executive Engineer(Ele), K R Pete	22	0	4	3	1	
46	Mandya	13	13	Nagamangala	09.09.2021	Smt. Hemalatha, Executive Engineer(Ele), Nagamangala	5	0	5	0	5	
47				Bellur	09.09.2021	Smt. Hemalatha, Executive Engineer(Ele), Nagamangala	5	0	5	0	5	
Mandya Total							89	0	54	35	19	
48				CSD Hassan	27.08.2021	Sri. M.S Annegowda, Superintending Engineer (Ele), Hassan	0	0	0	0	0	
49	Hassan	15	15	Dudda	27.07.2021	Sri Arjun G.M, Executive Engineer (Ele), Hassan	0	0	0	0	0	
50				KIADB Hassan	27.07.2021	Sri Arjun G.M, Executive Engineer (Ele), Hassan	0	0	0	0	0	



29 NOV 2022

No. of Corrections... Nil

K. K. K.
General Manager (Commercial)
Corporate Office,
CESC, Mysuru 382

Annexure-7

CHAMUNDESHWARI ELECTRICITY SUPPLY CORPORATION LIMITED

Directive on conducting Consumer Interaction Meetings in O&M Sub-divisions for redressal of consumer complaints for 2nd quarter of FY-22 (July-2021, August-2021 & September-2021)

Sl. No.	Name of the Circle	No. of Sub-divisions existing	No. of Sub-divisions in which CIM is conducted	Name of the Sub divisions	Date on which CIM conducted	Name and Designation of the Officer Chairing the CIM	No. of Consumers attended	Opening Balance	No of complaints received	No of complaints disposed	No. of Complaints yet to be disposed	Remarks
51				Sakaleshpura	30.09.2021	Smt. Bharathi K.S. Executive Engineer (Ele), Sakaleshpura	3	0	3	3	0	
52				Alur	18.09.2021	Smt. Bharathi K.S. Executive Engineer (Ele), Sakaleshpura	1	0	1	1	0	
53				Belur	22.09.2021	Smt. Bharathi K.S. Executive Engineer (Ele), Sakaleshpura	4	0	4	3	1	
54	Hassan	15	15	C R Patna	30.08.2021	Smt. Ambika R. Executive Engineer (Ele), CR Patna	0	0	0	0	0	
55				Nuggehalli	31.08.2021	Smt. Ambika R. Executive Engineer (Ele), CR Patna	1	0	1	1	0	
56				H N Pura	29.09.2021	Sri Mohan Kumar K.K. Executive Engineer (Ele), H N Pura	0	0	0	0	0	
57				Arakalagud	30.09.2021	Sri Mohan Kumar K.K. Executive Engineer (Ele), H N Pura	0	0	0	0	0	



29 NOV 2022

No. of Collections: 2

K. S. Javali
General Manager (Commercial)
Corporate Office,
CESC, Mysuru 383

CHAMUNDESHWARI ELECTRICITY SUPPLY CORPORATION LIMITED

Directive on conducting Consumer Interaction Meetings in O&M Sub-divisions for redressal of consumer complaints for 2nd quarter of FY-22 (July-2021, August-2021 & September-2021)

Sl. No.	Name of the Circle	No. of Sub-divisions existing	No. of Sub-divisions in which CIM is conducted	Name of the Sub divisions	Date on which CIM conducted	Name and Designation of the Officer Chairing the CIM	No. of Consumers attended	Opening Balance	No of complaints received	No of complaints disposed	No. of Complaints yet to be disposed	Remarks
58				Ramanathpura	30.09.2021	Sri Mohan Kumar K.K. Executive Engineer (Ele), H N Pura	2	0	2	2	0	
59				Hangarahally	29.09.2021	Sri Mohan Kumar K.K. Executive Engineer (Ele), H N Pura	0	0	0	0	0	
60	Hassan	15	15	Arasikere	26.08.2021	Sri J Karthik, Executive Engineer (Ele), Arasikere	6	0	6	4	2	
61				Banavara	21.09.2021	Sri J Karthik, Executive Engineer (Ele), Arasikere	1	0	1	1	0	
62				Gandasi	21.09.2021	Sri J Karthik, Executive Engineer (Ele), Arasikere	4	0	4	3	1	
Hassan Total							22	0	22	18	4	
CEEC Total							349	7	269	159	117	



29 NOV 2022

No. of Corrections.....*Nil*.....

K. Karthik
General Manager (Commercial)
Corporate Office,
CEEC, Mysuru 387

Annexure-7

CHAMUNDESHWARI ELECTRICITY SUPPLY CORPORATION LIMITED

Directive on conducting Consumer Interaction Meetings in O&M Sub-divisions for redressal of consumer complaints for 3rd quarter of FY-22 (October-21, November-21 & December-21)

Sl. No.	Name of the Circle	No. of Sub-divisions existing	No. of Sub-divisions in which CIM is conducted	Name of the Sub divisions	Date on which CIM conducted	Name and Designation of the Officer Chairing the CIM	No. of Consumers attended	Opening Balance	No. of complaints received	No of complaints disposed	No. of Complaints yet to be disposed	Remarks
1				N R Mohalla	16.12.2021		0	0	1	1	0	
2				Jyothinagara	16.12.2021		4	0	2	2	0	
3				Central Zone	17.12.2021	Sri B.K.Yogesh, Executive Engineer(Elec)	0	0	0	0	0	
4				Chamundipuram	17.12.2021		5	1	1	2	0	
5				Varuna	22.12.2021		4	0	1	1	0	
6				Hootagally	21.12.2021		3	0	3	3	0	
7				V V Mohalla	22.12.2021		0	0	0	0	0	
8				R K Nagara	21.12.2021	Smt. Anitha S.B. Executive Engineer(Elec)	0	0	0	0	0	
9	Mysuru	21	21	Kuvempunagara	22.12.2022		5	0	0	0	0	
10				Nanjangud Urban	06.12.2021		2	7	2	7	2	
11				Nanjangud Rural	06.12.2021		2	8	4	8	4	
12				Bannur	18.11.2021	Sri Pradeep T Executive Engineer(Elec)	14	11	14	11	14	
13				T Narasipura	18.11.2021		6	17	6	18	5	
14				Hunsur	24.12.2021		25	0	11	11	0	
15				Bilikere	24.12.2021		22	1	5	4	2	
16				H D Kote	23.12.2021	Sri Sunil Kumar A.A. Executive Engineer(Elec)	26	8	9	2	15	
17				Sargur	23.12.2021		26	8	16	11	13	



129 NOV 2022

No. of Corrections.....nil.....

Kumari
General Manager (Commercial)
Corporate Office,
CESC, Mysuru 385

CHAMUNDESHWARI ELECTRICITY SUPPLY CORPORATION LIMITED

Directive on conducting Consumer Interaction Meetings in O&M Sub-divisions for redressal of consumer complaints for 3rd quarter of FY-22 (October-21, November-21 & December-21)

Sl. No.	Name of the Circle	No. of Sub-divisions existing	No. of Sub-divisions in which CIM is conducted	Name of the Sub divisions	Date on which CIM conducted	Name and Designation of the Officer Chairing the CIM	No. of Consumers attended	Opening Balance	No of complaints received	No of complaints disposed	No of Complaints yet to be disposed	Remarks
18				K R Nagara	27.12.2021	Sri B.S.Chandrashekar, Executive Engineer(Elec)	3	0	3	3	0	
19	Mysuru	21		Saligrama	27.12.2021		2	0	2	2	0	
20				Periyapatna	29.12.2021		10	3	3	6	0	
21				Bettadapura	29.12.2021		5	0	5	5	0	
				Total			164	64	88	97	55	
1				Chamarajanagara	17.12.2021	Sri Poornachandra Tejasvi, Executive Engineer (Ele),	2	1	2	2	1	
2				Haradanahalli	17.12.2021		1	2	1	2	1	
3				Santhamarahalli	25.11.2021		0	1	0	1	0	
4				Gundlupete	15.12.2021		3	3	3	4	2	
5				Begur	15.12.2021		3	2	3	3	2	
6	Chamaraj anagar - Kodagu	13		Kollegala	30.12.2021	Sri Lingaraju Executive Engineer (Ele)/C	5	1	5	4	2	
7				Hanur	31.12.2021		1	2	1	2	1	
8				Yalandur	30.12.2021		7	2	7	4	5	
9				Madikeri	26.11.2021		4	2	4	4	2	
10				Gonikoppal	24.12.2021	Sri M.P. Ashok I/C Executive Engineer (Ele)	6	9	6	10	5	
11				Virajpete	24.12.2021		5	4	5	5	4	
12				Kushalanagara	23.12.2021		1	1	1	2	0	
13				Somavarapete	23.12.2021		3	0	3	2	1	
				Total			41	30	41	45	26	



29 NOV 2022

No. of Corrections: 0

K. Manjari
General Manager (Commercial)
Corporate Office,
CESC, Mysuru 386

CHAMUNDESHWARI ELECTRICITY SUPPLY CORPORATION LIMITED												
Directive on conducting Consumer Interaction Meetings in O&M Sub-divisions for redressal of consumer complaints for 3rd quarter of FY-22 (October-21, November-21 & December-21)												
Sl. No.	Name of the Circle	No. of Sub-divisions existing	No. of Sub-divisions in which CIM is conducted	Name of the Sub divisions	Date on which CIM conducted	Name and Designation of the Officer Chairing the CIM	No. of Consumers attended	Opening Balance	No of complaints received	No of complaints disposed	No. of Complaints yet to be disposed	Remarks
1				CSD Mandya	25.10.2021	Sri H K Ramesh, Executive Engineer(Ele)	0	0	0	0	0	
2			Kothathi	18.12.2021	2		0	2	2	0	0	
3			Keragodu	25.10.2021	3		0	1	1	0	0	
4			Maddur 1	22.12.2021	3	0	3	3	0	0		
5			Maddur 2	22.12.2021	5	0	5	5	0	0		
6			Malavalli 1	21.12.2021	4	0	4	4	0	0		
7	Mandya	13	13	Malavalli 2	21.12.2021	Sri Shivakumar K. N . Executive Engineer(Ele)	2	0	2	2	0	
8			Pandavapura	20.11.2021	3		4	3	7	0	0	
9			S R Patna	17.12.2021	3	2	3	5	0	0		
10			K R Pete 1	29.12.2021	10	2	10	12	0	0		
11			K.R.Pete 2	29.12.2021	6	1	6	7	0	0		
12			Nagamangala	29.12.2021	2	5	2	7	0	0		
13			Bellur	29.12.2021	2	5	2	7	0	0		
Total							45	19	43	62	0	
Mysuru zone total							250	113	172	204	81	



12 9 NOV 2022

No. of Corrections.....nil

K. Kanani
General Manager (Commercial)
Corporate Office,
CESC, Mysuru 387

Annexure-7

CHAMUNDESHWARI ELECTRICITY SUPPLY CORPORATION LIMITED

Directive on conducting Consumer Interaction Meetings in O&M Sub-divisions for redressal of consumer complaints for 3rd quarter of FY-22 (October-21, November-21 & December-21)

Sl. No.	Name of the Circle	No. of Sub-divisions existing	No. of Sub-divisions in which CIM is conducted	Name of the Sub divisions	Date on which CIM conducted	Name and Designation of the Officer Chairing the CIM	No. of Consumers attended	Opening Balance	No of complaints received	No of complaints disposed	No. of Complaints yet to be disposed	Remarks
1				CSD Hassan	10.11.21	Sri. M.S Annegowda, Superintending Engineer (Ele)	2	0	2	2	0	
2				Dudda	11.11.21	Sri Arjun G.M, Executive Engineer (Ele)	0	0	3	3	0	
3				KIADB Hassan	11.11.21		0	0	0	0	0	
4				Sakaleshpura	23.12.21	Smt. Bharathi K.S, Executive Engineer (Ele)	3	0	3	3	0	
5				Alur	23.12.21		0	0	0	0	0	
6				Belur	29.12.21		0	1	0	1	0	
7	Hassan	15	15	C R Patna	22.12.21	Smt. Ambika R, Executive Engineer (Ele)	3	0	3	3	0	
8				Nuggehalli	22.12.21		5	0	5	5	0	
9				H N Pura	29.12.21		0	0	0	0	0	
10				Arakalagud	31.12.21	Sri Mohan Kumar K.K, Executive Engineer (Ele)	0	0	0	0	0	
11				Ramanathpura	31.12.21		0	0	0	0	0	
12				Hangarahally	29.12.21		0	0	0	0	0	
13				Arasikere	25.11.21		0	2	0	2	0	
14				Banavara	22.12.21	Sri J Karthik, Executive Engineer (Ele)	2	0	2	2	0	
15				Gandasi	22.12.21		6	1	6	7	0	
Hassan zone total							21	4	24	28	0	
CESC Total							271	117	196	232	81	



29 NOV 2022

No. of Corrections.....Nil

Kampani
General Manager (Commercial)
Corporate Office,
CESC, Mysuru 388

CHAMUNDESHWARI ELECTRICITY SUPPLY CORPORATION LIMITED

Directive on conducting Consumer Interaction Meetings in O&M Sub-divisions for redressal of consumer complaints for 4th quarter of FY-22 (January-22, February-22 & March-22)

Sl. No.	Name of the Circle	No. of Sub-divisions existing	No. of Sub-divisions in which CIM is conducted	Name of the Subdivisions (By naming each subdivision)	Date on which CIM conducted	Name and Designation of the Officer Chairing the CIM	No. of Consumers attended	Opening Balance	No of complaints received	No of complaints disposed	No of Complaints yet to be disposed	Remarks
1				N R Mohalla	18.03.2022	Sri B.K.Yogesh, Executive Engineer(Elec)	1	0	1	1	0	
2				Jyothinagara	18.03.2022		0	0	0	0	0	
3				Central Zone	19.03.2022		0	0	0	0	0	
4				Chamundipuram	19.03.2022		3	0	3	3	0	
5				Varuna	21.03.2022		0	0	0	0	0	
6				Hootagally	15.03.2022		2	0	2	2	0	
7				V V Mohalla	14.03.2022	5	0	2	2	0		
8	Mysuru	21	21	R K Nagara	15.03.2022	1	0	1	1	0		
9				Kuvempunagara	14.03.2022	4	0	4	4	0		
10				Nanjangud Urban	21.02.2022	7	2	7	6	3		
11				Nanjangud Rural	21.02.2022	3	4	7	10	1		
12				Bannur	23.02.2022	17	14	17	22	9		
13				T Narasipura	23.02.2022	17	5	17	15	7		
14				Hunsur	25.03.2022	14	0	5	5	0		
15				Bilikere	25.03.2022	21	2	7	9	0		
16				H D Kote	24.03.2022	15	15	6	21	0		



29 NOV 2022

No. of Corrections... *Nil*


 General Manager (Commercial)
 Corporate Office,
 CESC, Mysuru
 389

CHAMUNDESHWARI ELECTRICITY SUPPLY CORPORATION LIMITED

Directive on conducting Consumer Interaction Meetings in O&M Sub-divisions for redressal of consumer complaints for 4th quarter of FY-22 (January-22, February-22 & March-22)

Sl. No.	Name of the Circle	No. of Sub-divisions existing	No. of Sub-divisions in which CIM is conducted	Name of the Subdivisions (By naming each subdivision)	Date on which CIM conducted	Name and Designation of the Officer Chairing the CIM	No. of Consumers attended	Opening Balance	No of complaints received	No of complaints disposed	No. of Complaints yet to be disposed	Remarks
17				Sargur	24.03.2022		12	13	6	19	0	
18				K R Nagara	17.03.2022		4	0	4	4	0	
19	Mysuru	21	21	Saligrama	17.03.2022	Sri B.S.Chandrashekar, Executive Engineer(Elec)	4	0	2	2	0	
20				Periyapatna	24.03.2022		4	0	4	4	0	
21				Bettadapura	24.03.2022		5	0	5	5	0	
				Total			139	55	100	135	20	
22				Chamarajanagara	18.03.2022		2	1	2	3	0	
23				Haradanahalli	18.03.2022		1	1	1	2	0	
24				Santhamarahalli	16.03.2022	Sri Poornachandra Tejasvi, Executive Engineer (Ele),	3	0	3	2	1	
25				Gundlupete	15.03.2022		1	2	1	3	0	
26	Chamaraj anagar -Kodagu	13	13	Begur	15.03.2022		2	2	2	2	2	
27				Kollegala	21.03.2022		3	2	3	2	3	
28				Hanur	21.03.2022	Sri Preetham M. M Executive Engineer (Ele)	5	1	5	6	0	
29				Yalandur	29.03.2022		8	5	8	6	7	
30				Madikeri	15.03.2022	Sri M.P. Ashok I/C Executive Engineer (Ele)	3	2	3	4	1	
31				Gonikoppal	19.03.2022		0	5	0	5	0	



29 NOV 2022

No. of Corrections:.....

K. Manjunath
General Manager (Commercial)
Corporate Office,
CESC, Mysuru

290

CHAMUNDESHWARI ELECTRICITY SUPPLY CORPORATION LIMITED

Directive on conducting Consumer Interaction Meetings in O&M Sub-divisions for redressal of consumer complaints for 4th quarter of FY-22 (January-22, February-22 & March-22)

Sl. No.	Name of the Circle	No. of Sub divisions existing	No. of Sub-divisions in which CIM is conducted	Name of the Subdivisions (By naming each subdivision)	Date on which CIM conducted	Name and Designation of the Officer Chairing the CIM	No. of Consumers attended	Opening Balance	No of complaints received	No of complaints disposed	No. of Complaints yet to be disposed	Remarks
32	Chamaraj anagar -Kodagu	13	13	Virajipete	15.03.2022	Sri M.P. Ashok I/C Executive Engineer (Ele)	3	4	3	5	2	
33			Kushalanagara	11.03.2022	1		0	1	1	0		
34			Samavarapete	11.03.2022	6		1	6	4	3		
			Total				38	26	38	45	19	
35				CSD Mandya	28.01.2022	Sri H K Ramesh, Executive Engineer(Ele)	1	0	1	1	0	
36				Kothathi	19.03.2022		1	0	1	1	0	
37				Keragodu	28.01.2022		6	0	1	1	0	
38				Maddur 1	25.03.2022		1	0	1	1	0	
39				Maddur 2	25.03.2022		5	0	5	5	0	
40				Malavalli 1	18.03.2022		3	0	3	3	0	
41				Malavalli 2	18.03.2022	2	0	2	2	0		
42	Mandya	13	13	Pandavapura	14.02.2022	Sri V. Pufftaswami, I/c Executive Engineer(Ele),	9	0	9	9	0	
43				S R Patna	11.03.2022	Sri Raghu K S, Executive Engineer(Ele),	4	0	4	4	0	
44				K R Pete 1	31.03.2022	Smt. Prathibha B.A., Executive Engineer(Ele)	6	0	6	6	0	
45				K.R.Pete 2	31.03.2022		3	0	4	4	0	
46				Nagamangala	28.03.2022		8	0	8	8	0	
47				Bellur	28.03.2022	Smt. Hemalatha, Executive Engineer(Ele), I/c	5	0	5	5	0	
			Total				54	0	50	50	0	
			Mysuru zone total				231	81	188	230	39	

129 NOV 2022

No. of Corrections.....Nil



General Manager (Commercial)
 Corporate Office,
 CESC, Mysuru 391

CHAMUNDESHWARI ELECTRICITY SUPPLY CORPORATION LIMITED

Directive on conducting Consumer Interaction Meetings in O&M Sub-divisions for redressal of consumer complaints for 4th quarter of FY-22 (January-22, February-22 & March-22)

Sl. No.	Name of the Circle	No. of Sub-divisions existing	No. of Sub-divisions in which CIM is conducted	Name of the Subdivisions (By naming each subdivision)	Date on which CIM conducted	Name and Designation of the Officer Chairing the CIM	No. of Consumers attended	Opening Balance	No of complaints received	No of complaints disposed	No. of Complaints yet to be disposed	Remarks
48				CSD Hassan	24.02.2022	Sri. M.S Annegowda, Superintending Engineer (Ele)	0	0	0	0	0	
49				Dudda	09.02.2022	Sri Arjun G.M, Executive Engineer (Ele)	0	0	0	0	0	
50				KIADB Hassan	09.02.2022		0	0	0	0	0	
51				Sakaleshpura	19.03.2022		3	0	0	0	0	
52				Alur	19.03.2022	Smt. Bharathi K.S, Executive Engineer (Ele)	0	0	0	0	0	
53				Belur	25.03.2022		0	0	0	0	0	
54	Hassan	15	15	C R Patna	28.03.2022	Smt. Ambika R. Executive Engineer (Ele)	2	0	2	2	0	
55				Nuggehalli	28.03.2022		1	0	1	1	0	
56				H N Pura	16.03.2022		4	0	4	4	0	
57				Arkalagud	16.03.2022	Sri Mohan Kumar K.K, Executive Engineer (Ele)	0	0	0	0	0	
58				Ramanathpura	31.03.2022		0	0	0	0	0	
59				Hangarahally	31.03.2022		0	0	0	0	0	
60				Arasikere	25.03.2022		5	0	3	3	0	
61				Banavara	28.03.2022		1	0	1	1	0	
62				Gandasi	28.03.2022	Sri J Karthik, Executive Engineer (Ele)	0	0	0	0	0	
Hassan zone total							16	0	11	11	0	
CESC Total							247	81	199	241	39	



129 NOV 2022

No. of Corrections: *n/w*

K. Karthik
General Manager (Commercial)
Corporate Office,
CESC, Mysuru 392

CHAMUNDESHWARI ELECTRICITY SUPPLY CORPORATION LIMITED

Directive on conducting Consumer Interaction Meetings in O&M Sub-divisions for redressal of consumer complaints for 1st quarter of FY-23
(April-2022, May-2022 & June-2022)

Sl. No.	Name of the Circle	No. of Sub-divisions existing	No. of Sub-divisions in which CIM is conducted	Name of the Subdivisions (By naming each subdivision)	Date on which CIM conducted	Name and Designation of the Officer Chairing the CIM	No. of Consumers attended	Opening Balance	No of complaints received	No of complaints disposed	No. of Complaints yet to be disposed	Remarks
1				N R Mohalla	04.06.2022	Sri Sridhar Nayaka Executive Engineer (Ele)/C	0	0	0	0	0	
2				Jyothinagara	04.06.2022		3	0	3	3	0	
3				Central Zone	23.06.2022	Sri B.K.Yogesh, Executive Engineer(Elec)	0	0	0	0	0	
4				Chamundipuram	23.06.2022		0	0	0	0	0	
5				Varuna	07.06.2022	Sri Jagadish G.N. Executive Engineer (Ele)/C	2	0	0	0	0	
6				Hootagally	14.06.2022		2	0	0	0	0	
7	Mysuru	21	21	V V Mohalla	14.06.2022	Smt. Anitha S.B. Executive Engineer(Elec)	0	0	0	0	0	
8				R K Nagara	14.06.2022		2	0	2	2	0	
9				Kuvempunagara	14.06.2022		2	0	2	2	0	
10				Nanjangud Urban	13.06.2022		2	3	2	3	2	
11				Nanjangud Rural	13.06.2022		1	1	2	1	2	
12				Bannur	16.06.2022	Sri Pradeep T Executive Engineer(Elec)	5	9	5	12	2	
13				T Narasipura	16.06.2022		18	7	18	16	9	
14				Hunsur	28.06.2022	Sri Mahesh Kumar Executive Engineer(Elec)	25	0	7	7	0	
15				Bilikere	28.06.2022		18	0	5	5	0	



12 9 NOV 2022

No. of Corrections.....Nil

K. Manjani
General Manager (Commercial)
Corporate Office,
CESC, Mysuru 393

CHAMUNDESHWARI ELECTRICITY SUPPLY CORPORATION LIMITED

**Directive on conducting Consumer Interfection Meetings in O&M Sub-divisions for redressal of consumer complaints for 1st quarter of FY-23
(April-2022, May-2022 & June-2022)**

Sl. No.	Name of the Circle	No. of Sub-divisions existing	No. of Sub-divisions in which CIM is conducted	Name of the Subdivisions (By naming each subdivision)	Date on which CIM conducted	Name and Designation of the Officer Chairing the CIM	No. of Consumers attended	Opening Balance	No of complaints received	No of complaints disposed	No. of Complaints yet to be disposed	Remarks
16				H D Kote	29.06.2022	Sri Mahesh Kumar Executive Engineer(Elec)	20	0	6	6	0	
17				Sargur	29.06.2022		18	0	7	7	0	
18	Mysuru	21	21	K R Nagara	17.06.2022	Sri B.S. Chandrashekar, Executive Engineer(Elec)	3	0	3	3	0	
19				Saigrama	17.06.2022		3	0	3	3	0	
20				Periyapatna	22.06.2022		5	0	5	5	0	
21				Bettadapura	22.06.2022		4	0	4	4	0	
				Total			133	20	74	79	15	
22				Chamarajanagara	24.06.2022	Sri Wazeed Khan Executive Engineer (Ele)/c	5	0	5	3	2	
23	Chamarajanagar -Kodagu	13	13	Haradanahalli	28.06.2022	Sri Vasanthkumar R Executive Engineer (Ele)	6	0	6	4	2	
24				Santhemarhalli	24.06.2022	Sri Wazeed Khan Executive Engineer (Ele)/c	4	1	4	3	2	
25				Gundlupete	27.06.2022	Sri Vasanthkumar R Executive Engineer (Ele)	5	0	5	3	2	
26				Begur	27.06.2022		2	2	2	3	1	



12 9 NOV 2022

General Manager (Commercial)
 Corporate Office,
 CESC, Mysuru 594

Annexure-7

CHAMUNDESHWARI ELECTRICITY SUPPLY CORPORATION LIMITED

Directive on conducting Consumer Interaction Meetings in O&M Sub-divisions for redressal of consumer complaints for 1st quarter of FY-23
(April-2022, May-2022 & June-2022)

Sl. No.	Name of the Circle	No. of Sub-divisions existing	No. of Sub-divisions in which CIM is conducted	Name of the Subdivisions (By naming each subdivision)	Date on which CIM conducted	Name and Designation of the Officer Chairing the CIM	No. of Consumers attended	Opening Balance	No of complaints received	No of complaints disposed	No. of Complaints yet to be disposed	Remarks	
27				Kollegala	24.06.2022	Sri Preeatham M. M Executive Engineer (Ele)	2	3	2	4	1		
28				Hanur	28.06.2022	Sri Preeatham M. M Executive Engineer (Ele)	4	0	4	2	2		
29				Yalandur	24.06.2022		5	7	5	9	3		
30	Chamaraj anagar- Kodagu	13	13	Madikeri	21.06.2022	Sri. Ashok M.P Executive Engineer (Ele)/C	2	1	10	6	5		
31				Gonikoppal	18.06.2022		0	0	0	0	0	0	
32				Virajpete	28.06.2022		2	2	2	3	1	0	
33				Kushalanagara	22.06.2022		1	0	1	1	1	0	
34				Somavarapete	22.06.2022		7	3	7	6	4	0	
	Total						45	19	53	47	25		
35	Mandya	13	13	CSD Mandya	27.05.2022	Sri H K Ramesh, Executive Engineer (Ele)	1	0	1	1	0		
36				Kothathi	27.06.2022		2	0	2	2	0		
37				Keragodu	27.06.2022		6	0	1	1	0		
38				Maddur 1	28.06.2022		3	0	2	2	0		
39				Maddur 2	28.06.2022		4	0	4	4	0		
40	Malavalli 1	09.06.2022	5	0	5	5	0						
41	Malavalli 2	09.06.2022	1	0	0	1	0						



29 NOV 2022

No. of Corrections: N/A

K. Manjari
General Manager (Commercial)
Corporate Office,
CESC, Mysuru 395

CHAMUNDESHWARI ELECTRICITY SUPPLY CORPORATION LIMITED

Directive on conducting Consumer Interaction Meetings in O&M Sub-divisions for redressal of consumer complaints for 1st quarter of FY-23
(April-2022, May-2022 & June-2022)

Sl. No.	Name of the Circle	No. of Sub-divisions existing	No. of Sub-divisions in which CIM is conducted	Name of the Subdivisions (By naming each subdivision)	Date on which CIM conducted	Name and Designation of the Officer Chairing the CIM	No. of Consumers attended	Opening Balance	No of complaints received	No of complaints disposed	No. of Complaints yet to be disposed	Remarks
42				Pandavapura	21.05.2022	Sri V. Puftaswami, Executive Engineer (Ele)/C	4	0	4	4	0	
43				S R Patna	21.05.2022	Sri Raghur K.S, Executive Engineer(Ele),	3	0	3	3	0	
44	Mandya	13	13	K R Pete 1	01.06.2022	Smt. Prathibha B.A., Executive Engineer(Ele)	10	0	10	10	0	
45				K.R.Pete 2	01.06.2022		4	0	4	4	0	
46				Nagamangala	11.05.2022	Sri Manjunath, Executive Engineer(Ele)	10	0	6	6	0	
47				Bellur	12.05.2022		8	0	3	3	0	
				Total			61	0	46	46	0	
				Mysuru zone total			239	39	173	172	40	
48				CSD Hassan	11.05.2022	Sri.M.S.Annegowda,	0	0	0	0	0	
49				Dudda	11.05.2022	Sri Arjun G.M, Executive Engineer (Ele)	0	0	0	0	0	
50				KIADB Hassan	11.05.2022		0	0	0	0	0	
51	Hassan	15	15	Sakaleshpura	17.05.2022		0	0	0	0	0	
52				Alur	17.05.2022	Smt. Bharathi K.S. Executive Engineer (Ele)	3	0	3	3	0	
53				Belur	22.04.2022		0	0	0	0	0	



12 9 NOV 2022

No. of Corrections: **NW**

K. Manjunath
General Manager (Commercial)
Corporate Office,
CESC, Mysuru
396

Annexure-7

CHAMUNDESHWARI ELECTRICITY SUPPLY CORPORATION LIMITED

Directive on conducting Consumer Interaction Meetings in O&M Sub-divisions for redressal of consumer complaints for 1st quarter of FY-23
(April-2022, May-2022 & June-2022)

Sl. No.	Name of the Circle	No. of Sub-divisions existing	No. of Sub-divisions in which CIM is conducted	Name of the Subdivisions (By naming each subdivision)	Date on which CIM conducted	Name and Designation of the Officer Chairing the CIM	No. of Consumers attended	Opening Balance	No of complaints received	No of complaints disposed	No. of Complaints yet to be disposed	Remarks
54				C R Patna	20.05.2022	Smt. Ambika R. Executive Engineer (Ele)	3	0	3	3	0	
55				Nuggehalli	20.05.2022		2	0	2	2	0	
56				H N Pura	24.06.2022	Sri Mohan Kumar K.K. Executive Engineer (Ele)	0	0	0	0	0	
57				Arakalagud	28.06.2022		0	0	0	0	0	
58	Hassan	15	15	Ramanathpura	28.06.2022	Sri J Karthik, Executive Engineer (Ele)	0	0	0	0	0	
59				Hangarahally	24.06.2022		0	0	0	0	0	
60				Arasikere	24.05.2022	Sri J Karthik, Executive Engineer (Ele)	4	0	4	4	0	
61				Banavara	22.06.2022		1	0	0	0	0	
62				Gandasi	22.06.2022	0	0	0	0	0	0	
Hassan zone total							13	0	12	12	0	
CESC Total							252	39	185	184	40	



29 NOV 2022

K. Kamalamma
General Manager (Commercial)
Corporate Office,
CESC, Mysuru

No. of Corrections.....*Nik*.....

297

CHAMUNDESHWARI ELECTRICITY SUPPLY CORPORATION LIMITED

Directive on conducting Consumer Interaction Meetings in O&M Sub-divisions for redressal of consumer complaints for 2nd quarter of FY-23 (July-2022, August-2022 & September-2022)

Sl. No.	Name of the Circle	No. of Sub divisions existing	No. of Subdivisions in which CIM is conducted	Name of the Subdivisions (By naming each subdivision)	Date on which CIM conducted	Name and Designation of the Officer Chairing the CIM	No. of Consumers attended	Opening Balance	No of complaints received	No of complaints disposed	Number of Complaints yet to be disposed
1				N R Mohalla	21.09.2022	Sri Poornachandra Tejashwi Executive Engineer (Ele)	2	0	2	2	0
2				Jyothinagara	21.09.2022	Smt. Bramaramba, Executive Engineer (Ele)//c	0	0	0	0	0
3				Central Zone	22.09.2022		0	0	0	0	0
4				Chamundipuram	23.09.2022		0	0	0	0	0
5				Varuna	23.09.2022	Sri Jagadish G.N. Executive Engineer (Ele)//c	4	0	2	2	0
6	Mysuru	21	21	Hoofagally	20.09.2022	Smt. Anitha S.B. Executive Engineer(Ele)	2	0	1	0	1
7				V V Mohalla	20.09.2022		0	0	0	0	0
8				R K Nagara	21.09.2022		0	0	0	0	0
9				Kuvempunagara	21.09.2022	Sri Prashanth M,P. Executive Engineer(Ele)//c	5	0	3	3	0
10				Nanjangud Urban	18.08.2022	Sri Dhananjaya Executive Engineer(Ele)//c	3	2	4	5	1
11				Nanjangud Rural	18.08.2022		3	2	5	4	3



29 NOV 2022

No. of Corrections: 0


K. Kambari
General Manager (Commercial)
Corporate Office,
CESC, Mysuru

398

CHAMUNDESHWARI ELECTRICITY SUPPLY CORPORATION LIMITED

Directive on conducting Consumer Interaction Meetings in O&M Sub-divisions for redressal of consumer complaints for 2nd quarter of FY-23 (July-2022, August-2022 & September-2022)

Sl. No.	Name of the Circle	No. of Sub divisions existing	No. of Subdivisions in which CIM is conducted	Name of the Subdivisions (By naming each subdivision)	Date on which CIM conducted	Name and Designation of the Officer Chairing the CIM	No. of Consumers attended	Opening Balance	No of complaints received	No of complaints disposed	Number of Complaints yet to be disposed
12				Bannur	03.09.2022	Sri Harsha Kumar H.M. Executive Engineer(Ele)/c	13	2	13	5	10
13				T Narasipura	03.09.2022		18	9	18	16	11
14				Hunsur	27.09.2022		20	0	15	5	10
15				Billikere	27.09.2022		21	0	4	4	0
16				H D Kote	28.09.2022	Sri Mahesh Kumar Executive Engineer(Ele)	20	0	7	2	5
17	Mysuru	21	21	Sargur	28.09.2022		40	0	12	4	8
18				K R Nagara	15.09.2022	Sri Pradeep G. Executive Engineer(Ele)	3	0	3	3	0
19				Saligrama	15.09.2022	Sri Madhusudhan K.M. Executive Engineer(Ele)/c	2	0	2	2	0
20				Periyapatna	22.09.2022	Sri Sunil Executive Engineer(Ele)/c	4	0	4	4	0
21				Bettadapura	22.09.2022	Sri Akash M.P.R. Executive Engineer(Ele)	4	0	4	4	0
Total							164	15	99	65	49



29 NOV 2022

No. of Corrections..... Nil

K. K. K. K.
General Manager (Commercial)
Corporate Office,
CESC, Mysuru 399

CHAMUNDESHWARI ELECTRICITY SUPPLY CORPORATION LIMITED

Directive on conducting Consumer Interaction Meetings in O&M Sub-divisions for redressal of consumer complaints for 2nd quarter of FY-23 (July-2022, August-2022 & September-2022)

Sl. No.	Name of the Circle	No. of Sub divisions existing	No. of Subdivisions in which CIM is conducted	Name of the Subdivisions (By naming each subdivision)	Date on which CIM conducted	Name and Designation of the Officer Chairing the CIM	No. of Consumers attended	Opening Balance	No of complaints received	No of complaints disposed	Number of Complaints yet to be disposed
22				Chamarajanagara	19.09.2022	Sri Abdul Wazeed Khan Executive Engineer (Ele)/c	4	2	4	4	2
23			Haradanahalli	20.09.2022	2		2	5	4	3	
24			Santhamarahalli	19.09.2022	2		2	2	3	1	
25	Chamaraj anagar -Kodagu	13	13	Gundlupete	23.09.2022		4	2	4	4	2
26				Begur	15.09.2022	2	1	2	2	1	
27				Kollegala	14.09.2022	Sri Vasanthkumar R Executive Engineer (Ele)	9	1	9	7	3
28				Hanur	16.09.2022		5	2	5	4	3
29				Yalandur	14.09.2022		0	3	0	3	0
30				Madikeri	30.09.2022	0	5	0	4	1	
31	Chamaraj anagar -Kodagu	13	13	Gonikoppal	22.09.2022	Smt. S. Anitha bai Executive Engineer (Ele)	8	0	8	4	4
32				Virajpete	17.09.2022		6	1	6	3	4
33				Kushalanagara	29.09.2022		3	0	3	1	2
34				Somavarapete	22.09.2022		1	4	1	4	1
Total							46	25	49	47	27



29 NOV 2022

No. of Corrections: NIL


K. K. K. K.
General Manager (Commercial)
Corporate Office,
CESC, Mysuru

400

CHAMUNDESHWARI ELECTRICITY SUPPLY CORPORATION LIMITED

Directive on conducting Consumer Interaction Meetings in O&M Sub-divisions for redressal of consumer complaints for 2nd quarter of FY-23 (July-2022, August-2022 & September-2022)

Sl. No.	Name of the Circle	No. of Sub-divisions existing	No. of Subdivisions in which CIM is conducted	Name of the Subdivisions (By naming each subdivision)	Date on which CIM conducted	Name and Designation of the Officer Chairing the CIM	No. of Consumers attended	Opening Balance	No of complaints received	No of complaints disposed	Number of Complaints yet to be disposed
35				CSD Mandya	11.08.2022		3	0	0	0	0
36				Kothathi	11.08.2022	Sri H.K. Ramesh, Executive Engineer(Ele)	3	0	3	3	0
37				Keragodu	11.08.2022		8	0	2	2	0
38				Maddur 1	22.09.2022		2	0	2	2	0
39				Maddur 2	22.09.2022		4	0	4	4	0
40				Malavalli 1	26.07.2022	Sri Shivakumar K.N., Executive Engineer(Ele)	7	0	7	7	0
41	Mandya	13	13	Malavalli 2	26.07.2022		4	0	2	2	0
42				Pandavapura	15.09.2022		8	0	5	5	0
43				S R Patna	15.09.2022	Sri Raghu K. S. Executive Engineer (Ele)	5	0	3	3	0
44				K R Pete 1	28.09.2022		35	0	8	8	0
45				K.R.Pete 2	28.09.2022		27	0	3	3	0
46				Nagamangala	09.09.2022	Sri Manjunath, Executive Engineer(Ele)	23	0	6	6	0
47				Bellur	09.09.2022		10	0	4	4	0
Total							139	0	49	49	0
Mysuru zone total							349	40	197	161	76



29 NOV 2022

No. of Corrections.....Nil

K. Manjunath
General Manager (Commercial)
Corporate Office,
CESC, Mysuru
401

CHAMUNDESHWARI ELECTRICITY SUPPLY CORPORATION LIMITED

Directive on conducting Consumer Interaction Meetings in O&M Sub-divisions for redressal of consumer complaints for 2nd quarter of FY-23 (July-2022, August-2022 & September-2022)

Sl. No.	Name of the Circle	No. of Sub divisions existing	No. of Subdivisions in which CIM is conducted	Name of the Subdivisions (By naming each subdivision)	Date on which CIM conducted	Name and Designation of the Officer Chairing the CIM	No. of Consumers attended	Opening Balance	No of complaints received	No of complaints disposed	Number of Complaints yet to be disposed
48				CSD Hassan	11.07.2022		7	0	4	4	0
49				Dudda	11.08.2022		8	0	6	6	0
50				KIADB Hassan	11.08.2022	Sri Arjun G.M. Executive Engineer (Ele)	6	0	5	5	0
51				Sakaleshpura	28.09.2022		10	0	7	7	0
52				Alur	18.08.2022		6	0	6	6	0
53				Belur	15.07.2022		8	0	5	5	0
54				C R Patna	29.09.2022	Smt. Ambika R. Executive Engineer (Ele)	5	0	3	3	0
55	Hassan	15	15	Nuggehalli	29.09.2022		4	0	4	4	0
56				H N Pura	30.09.2022		7	0	5	5	0
57				Arakalagud	28.09.2022	Sri Mohan Kumar K.K. Executive Engineer (Ele)	5	0	4	4	0
58				Ramanathpura	28.09.2022		8	0	6	6	0
59				Hangarahally	30.09.2022		6	0	5	5	0
60				Arasikere	25.08.2022		11	0	6	6	0
61				Banavara	21.09.2022	Sri Raghunath V.P., Executive Engineer (Ele)	9	0	7	7	0
62				Gandasi	21.09.2022		7	0	6	6	0
Hassan zone total							107	0	79	79	0
CESC Total							456	40	276	240	76



29 NOV 2022

No. of Corrections.....

K. K. K. K.
General Manager (Commercial)
Corporate Office,
CESC, Mysuru

402

Annexure-8

Annexure-8													
Projection and Availability for the Month of Apr-22													
ACTUAL						ASSESED							
Mar-22						Apr-22							
Requirement in MW	Availability in MW	Actual in MW	Requirement in MU	Availability in MU	Actual in MU	Deficit in MW in Mar-22	Deficit in MU in Mar-22	Requirement in MW in Apr-22	Availability in MW in Apr-22	Requirement in MU in Apr-22	Availability in MU in Apr-22	Deficit for Apr-22 in MW	Deficit for Apr-22 in MU
1860	1780	1741	32	32	28	-39	-4	1750	1700	29	29	50	0

Power Supply arranged in Mar-2022												
Rural (3 Phase)	Unbifurcated Rural (1 Phase)	IP (3 Phase)	Urban (NJY+THQ+HR)	DHQ	Mys CITY	Dedicated Industrial	Remarks					
7:00:00	9:00:00	7:00:00	24:00:00	24:00:00	24:00:00	24:00:00	PS can be arranged as per GoK order					

Assessed Power Supply arrangement for Apr-22												
Rural (3 Phase)	Unbifurcated Rural (1 Phase)	IP (3 Phase)	Urban (NJY+THQ+HR)	DHQ	Mys CITY	Dedicated Industrial	Remarks					
7:00:00	9:00:00	7:00:00	24:00:00	24:00:00	24:00:00	24:00:00	PS can be arranged as per GoK order with expected Wind and Solar injection					



29 NOV 2022

No. of Corrections: 0

K. K. Javali
 General Manager (Commercial)
 Corporate Office,
 CESC, Mysuru 403

Annexure-8

Projection and Availability for the Month of May-22

ACTUAL				ASSESED									
Apr-22				Deficit in Apr-22			May-22			Deficit for May-22			
Requirement in MW	Availability in MW	Actual in MW	Requirement in MU	Availability in MU	Actual in MU	in MW	in MU	Requirement in MW	Availability in MW	Requirement in MU	Availability in MU	in MW	in MU
1744	1688	1629	29	29	23	-59	-6	1500	1500	18	25	0	-7

Power Supply arranged in Apr-2022

Time	Unbifurcated Rural (1 Phase)	IP (3 Phase)	Urban (NJY+THQ+HR)	DHQ	Mys CITY	Dedicated Industrial	Remarks
7:00:00	9:00:00	7:00:00	24:00:00	24:00:00	24:00:00	24:00:00	PS can be arranged as per GoK order

Assessed Power Supply arrangement for May-2022

Time	Unbifurcated Rural (1 Phase)	IP (3 Phase)	Urban (NJY+THQ+HR)	DHQ	Mys CITY	Dedicated Industrial	Remarks
7:00:00	9:00:00	7:00:00	24:00:00	24:00:00	24:00:00	24:00:00	PS can be arranged as per GoK order with expected Wind and Solar injection



29 NOV 2022

K. Ramani
General Manager (Commercial)
Corporate Office,
CESC, Mysuru
404

No. of Corrections..... Nil

Annexure-8

Projection and Availability for the Month of June-22

ACTUAL				ASSESED					
May-22				Jun-22			Deficit for Jun-22		
Requirement in MW	Availability in MW	Actual in MW	Requirement in MU	Availability in MU	Actual in MU	Deficit in MW in MU	Requirement in MW in MU	Availability in MW in MU	Deficit in MW in MU
1550	1471	1061	18	25	15	-410	1150	1400	-250
						-10	19	28	-9

Power Supply arranged in May-2022

Requirement	Availability	Actual in MW	Requirement in MU	Availability in MU	Actual in MU	Deficit in MW in MU	Remarks
Rural (3 Phase)	Unbifurcate d Rural (1 Phase)	IP (3 Phase)	Urban (NJY+THQ+HR)	DHQ	Mys CITY	Dedicated Industrial	
7:00:00	9:00:00	7:00:00	24:00:00	24:00:00	24:00:00	24:00:00	PS can be arranged as per GoK order

Assessed Power Supply arrangement for Jun-2022

Requirement	Availability	Actual in MW	Requirement in MU	Availability in MU	Actual in MU	Deficit in MW in MU	Remarks
Rural (3 Phase)	Unbifurcate d Rural (1 Phase)	IP (3 Phase)	Urban (NJY+THQ+HR)	DHQ	Mys CITY	Dedicated Industrial	
7:00:00	9:00:00	7:00:00	24:00:00	24:00:00	24:00:00	24:00:00	PS can be arranged as per GoK order with expected Wind and Solar injection



29 NOV 2022

No. of Corrections:

K. Manjunath
 General Manager (Commercial)
 Corporate Office,
 CESC, Mysuru #05

Annexure-8

Projection and Availability for the Month of July-22

ACTUAL					ASSESED								
Jun-22					Jul-22								
Requirement in MW	Availability in MW	Actual in MW	Requirement in MU	Availability in MU	Actual in MU	Deficit in MW	Deficit in MU	Requirement in MW	Availability in MU	Requirement in MU	Availability in MU	Deficit in MW	Deficit in MU
1130	1380	1202	19	28	17	-178	-11	1300	1450	15	23	-150	-8

Power Supply arranged in Jun-2022

Requirement	Availability	Actual in MW	Requirement in MU	Availability in MU	Actual in MU	Deficit in MW	Deficit in MU	Remarks
Rural (3 Phase)	Unbifurcate d Rural (1 Phase)	IP (3 Phase)	Urban (NJY+THQ+HR)	DHQ	Mys CITY	Dedicated Industrial		
7:00:00	9:00:00	7:00:00	24:00:00	24:00:00	24:00:00	24:00:00		PS can be arranged as per GoK order

Assessed Power Supply arrangement for Jul-2022

Requirement	Availability	Actual in MW	Requirement in MU	Availability in MU	Actual in MU	Deficit in MW	Deficit in MU	Remarks
Rural (3 Phase)	Unbifurcate d Rural (1 Phase)	IP (3 Phase)	Urban (NJY+THQ+HR)	DHQ	Mys CITY	Dedicated Industrial		
7:00:00	9:00:00	7:00:00	24:00:00	24:00:00	24:00:00	24:00:00		PS can be arranged as per GoK order with expected Wind and Solar injection



12 9 NOV 2022

No. of Corrections.....Nil

K. Manjunath
 General Manager (Commercial)
 Corporate Office,
 CESC, Mysuru 406

Annexure-8

Projection and Availability for the Month of August-22

ACTUAL										ASSESED				
Jul-22					Deficit in Jul-22					Aug-22				
Requirement in MW	Availability in MW	Actual in MW	Requirement in MU	Availability in MU	Actual in MU	in MW	in MU	Requirement in MW	Availability in MW	Requirement in MU	Availability in MU	in MW	in MU	Deficit for Aug-22
1292	1438	1103	15	23	13	-335	-10	1079	1438	15	21	-359	-6	

Power Supply arranged in Jul-2022

Requirement	Unbifurcated Rural (1 Phase)	IP (3 Phase)	Urban (NJY+THQ+HR)	DHQ	Mys CITY	Dedicated Industrial	Remarks
7:00:00	9:00:00	7:00:00	24:00:00	24:00:00	24:00:00	24:00:00	PS can be arranged as per GoK order

Assessed Power Supply arrangement for Aug-2022

Requirement	Unbifurcated Rural (1 Phase)	IP (3 Phase)	Urban (NJY+THQ+HR)	DHQ	Mys CITY	Dedicated Industrial	Remarks
7:00:00	9:00:00	7:00:00	24:00:00	24:00:00	24:00:00	24:00:00	PS can be arranged as per GoK order with expected Wind and Solar injection



29 NOV 2022

No. of Corrections..... N/A

K. Kamalamma
 General Manager (Commercial)
 Corporate Office,
 CESC, Mysuru
 407

Annexure-8

Projection and Availability for the Month of September-22

ACTUAL										ASSESED			
Aug-22					Sep-22					Deficit for Sep-22			
Requirement in MW	Availability in MW	Actual in MW	Requirement in MU	Availability in MU	Actual in MU	in MW	in MU	Requirement in MW	Availability in MW	Requirement in MU	Availability in MU	in MW	in MU
1079	1438	991	15	21	13	-447	-8.27	1486	1393	20	24	93	-4.52

Power Supply arranged in AUG-2022

Requirement	Unbifurcated Rural (1 Phase)	IP (3 Phase)	Urban (NJY+THQ+HR)	DHQ	Mys CITY	Dedicated Industrial	Remarks
7:00:00	9:00:00	7:00:00	24:00:00	24:00:00	24:00:00	24:00:00	PS can be arranged as per GoK order

Assessed Power Supply arrangement for SEP-2022

Requirement	Unbifurcated Rural (1 Phase)	IP (3 Phase)	Urban (NJY+THQ+HR)	DHQ	Mys CITY	Dedicated Industrial	Remarks
7:00:00	9:00:00	7:00:00	24:00:00	24:00:00	24:00:00	24:00:00	PS can be arranged as per GoK order with expected Wind and Solar injection



12 9 NOV 2022

No. of Corrections: Nil

K. Manjari
 General Manager (Commercial)
 Corporate Office,
 CESC, Mysuru
 #08


Annexure-9



CHAMUNDESHWARI ELECTRICITY SUPPLY CORPORATION LIMITED



WELCOME TO 24X7 TOLL FREE CESC HELPLINE NUMBER 1912



Consumers Can Henceforth Register Their Complaints Like Power Supply Interruption/Bill, Payments Etc., Through Toll free Centralized Customer Care Helpline No. 1912

- A complaint received at customer care center will be registered immediately in PGRS (Public Grievance Readressal System) Software and docket number will be sent to the consumers via SMS to their mobile number.
 - SMS will be sent to concerned sub divisional officer/section officer or local service station simultaneously to solve the complaint.
 - Service station Staffs visit problem area/place to rectify the problem.
 - Once the complaint is resolved, the complaint is closed after getting confirmation from the consumer.
 - The consumers can track the status of their complaint through online in website <https://www.cescmysorepgrs.com>
 - The reasons for delay if any in attending complaints or progress of restoration will be updated in the software.
- Higher officers monitor complaints registered and resolved through report generated by PGRS software.

The consumers can register the Transformer failure complaints at 1912.

Consumers can also register complaints by following alternate methods:

Whatsapp No: 9448991912

By sending SMS the word "CESC" to Phone Number 9220592205

Website: <http://www.cescmysorepgrs.com>

CESC Mobile app

E-mail ID: ceschelpline@gmail.com

Facebook ID: @cescmysore

Twitter : @cescmysore

URJA MITRA Mobile app

The List of local service stations and officers Mobile Numbers is available at CESC Website: <https://www.cescmysore.karnataka.gov.in/page/contact+Us/en>

THE TIMES OF INDIA - 7

Date: 29/10/2022



29 NOV 2022

No. of Corrections.....

K. K. K.
General Manager (Commercial)
Corporate Office,
CESC, Mysuru

409



ಜಾನ್ಮಂಡೇಶ್ವರಿ ವಿದ್ಯುತ್ ಸರಬರಾಜು ನಿಗಮ ನಿಯಮಿತ

24 ಗಂಟೆಗಳ ಚಾವಣಿನಿ ಪುಲ್ಕ ರಹಿತ ಸವಾಯವಾಣಿ ಸಂಖ್ಯೆ 1912 ಗೆ ಸ್ವಾಗತ

ಗ್ರಾಹಕರು ತಮ್ಮ ವಿದ್ಯುತ್ ಅಡಚಣೆ, ದುರ್ಬಲತೆ, ಹಣ ಪಾವತಿಗಳು ಮತ್ತು ಇತರ ಕುಂದುಕೊರತೆಗಳ ನಿವಾರಣೆಗಾಗಿ "ಕೇಂದ್ರೀಕೃತ ಗ್ರಾಹಕರ ದೂರು ನಿವಾರಣಾ ಕೇಂದ್ರದ" ಪುಲ್ಕ ರಹಿತ ಸವಾಯವಾಣಿ ಸಂಖ್ಯೆ : 1912ಗೆ ಸಂಪರ್ಕಿಸಲು ವಿನಂತಿಸಲಾಗಿದೆ.

- ▶ ಕೇಂದ್ರೀಯ ದೂರು ನಿವಾರಣಾ ಕೇಂದ್ರದಲ್ಲಿ ಗ್ರಾಹಕರ ವಿದ್ಯುತ್ ಸಂಬಂಧಿತ ದೂರುಗಳನ್ನು PGRS: Public Grievance Redressal System ತಂತ್ರಾಂಶದಲ್ಲಿ ದಾಖಲಿಸಲಾಗುತ್ತದೆ. ತದನಂತರ ತಂತ್ರಾಂಶದಲ್ಲಿ ಐವರಿಗ್ ಅಧಿಕಾರ ಹಾರ್ಡ್/ದೂರಿನ ಸಂಖ್ಯೆಯು ದೂರುದಾರರು ನೀಡಿರುವ ಮೊಬೈಲ್ ಸಂಖ್ಯೆಗೆ ಎಸ್.ಎಂ.ಎಸ್ ಮೂಲಕವಾಗಿ ರವಾನಿಸಲಾಗುತ್ತದೆ.
- ▶ ಮುಂದುವರಿದು, ದಾಖಲಾದ ದೂರುಗಳ ಮಾಹಿತಿಯನ್ನು ಸಂಬಂಧಿಸಿದ ಟಿ.ಎ.ಸಿ.ಸಿ.ನಿ. ಕುಶಲ ವಿಭಾಗದಿಳಾಧಿಕಾರಿಗಳಿಗೆ/ ಕಾರ್ಯಾಧಿಕಾರಿಗಳಿಗೆ/ ಸ್ಥಳೀಯ ಸೇವಾ ಕೇಂದ್ರಗಳಿಗೆ ಪರಿವರಿಸಲು ಎಸ್.ಎಂ.ಎಸ್ ಮೂಲಕವಾಗಿ ರವಾನಿಸಲಾಗುತ್ತದೆ.
- ▶ ಸಂಬಂಧಿಸಿದ ಸ್ಥಳೀಯ ಸೇವಾ ಕೇಂದ್ರದ ಒಬ್ಬಂದಿಗಳು ದೂರುದಾರರ ಗ್ರಾಹಕತ್ವ ಘಟನೆ ಬಗ್ಗೆ ವಿದ್ಯುತ್ ದೂರುಗಳನ್ನು ಬಿವಾರಿಸಿ ಕೇಂದ್ರೀಯ ದೂರು ನಿವಾರಣಾ ಕೇಂದ್ರಕ್ಕೆ ಪರಿವರಿಸಲು ಸಿದ್ಧರಾಗುತ್ತಾರೆ.
- ▶ ದೂರು ನಿವಾರಣೆಯಾದ ನಂತರ, ಕೇಂದ್ರೀಯ ದೂರು ನಿವಾರಣಾ ಕೇಂದ್ರದಿಂದ ದೂರುದಾರರಿಗೆ ತಿಳಿಸಾಡಿ ವ್ಯತಿರಿಕ್ತವಿಧಿಯ ದೂರನ್ನು ಮುಕ್ತಾಯಗೊಳಿಸಲಾಗುತ್ತದೆ.
- ▶ ಒಂದು ವೇಳೆ ಯಾವುದಾದರೂ ದೂರನ್ನು ಪರಿವರಿಸಲು ವಿಳಂಬವಾದಲ್ಲಿ ಕಾರಣಗಳನ್ನು ಅಥವಾ ದೂರಿನ ಸ್ಥಿತಿಯನ್ನು ತಂತ್ರಾಂಶದಲ್ಲಿ ನಮೂದಿಸಲಾಗುತ್ತದೆ.
- ▶ ಗ್ರಾಹಕರು ತಮ್ಮ ದೂರಿನ ಸ್ಥಿತಿಯನ್ನು ಆನ್‌ಲೈನ್‌ನಲ್ಲಿ ಪರಿಶೀಲಿಸಲು ("http://www.cescmysorepgrs.com") ತಿಳಿಯಬಹುದು.
- ▶ ಮೇಲಾಧಿಕಾರಿಗಳು ದೂರು ದಾಖಲಾತಿ ಮತ್ತು ನಿವಾರಣೆಯ ಪ್ರಕ್ರಿಯೆಯ ಪರಿವರಿಸುವ ತಂತ್ರಾಂಶದಿಂದ ಪಡೆದ ಮೇಲ್ವಿಚಾರಣೆ ಮಾಡುತ್ತಾರೆ.

ಪರಿವರ್ತನೆಗಳ ವಿಳಂಬಗೊಂಡಲ್ಲಿ ಗ್ರಾಹಕರು 1912 ನಲ್ಲಿ ದೂರು ದಾಖಲಿಸುವುದು.

ಗ್ರಾಹಕರು ತಮ್ಮ ದೂರನ್ನು ಈ ಲೇಕರಿನ ಪರ್ಯಾಯ ವಿಧಾನಗಳ ಮೂಲಕ ಸಹಾ ದಾಖಲಿಸಬಹುದಾಗಿರುತ್ತದೆ

- ☎ ವಾಟ್ಸ್ ಆಪ್ ಸಂಖ್ಯೆ: 9448991912
- ☎ ದೂರವಾಣಿ ಸಂಖ್ಯೆ: 9220592205 ಗೆ "CESC" ಎಂದು ಟೈಪ್ ಮಾಡಿ ಎಸ್.ಎಂ.ಎಸ್ ಕಳುಹಿಸುವ ಮೂಲಕ
- 🌐 ವೆಬ್‌ಸೈಟ್: <http://www.cescmysorepgrs.com>
- ✉ ಚಾಟ್‌ನಿಟಿ ಮೊಬೈಲ್ ಆಪ್
- ✉ ಇ ಮೇಲ್ ವಿಳಾಸ: ceschelpine@gmail.com
- 📱 ಫೇಸ್ ಬುಕ್ ಐಡಿ : @cescmysore
- 📱 ಟ್ವಿಟರ್ ಐಡಿ : @cescmysore
- 📱 ಉಪಲಬ್ಧ ಮಿಷ್ಯೂ ಮೊಬೈಲ್ ಆಪ್

ಗ್ರಾಹಕರ ಮಾಹಿತಿಗಾಗಿ ವೆಬ್ ವಿಳಾಸ: <https://www.cescmysore.karnataka.gov.in/page/contact+Us/en> ನಲ್ಲಿ ಸ್ಥಳೀಯ/ಸೇವಾ ಕೇಂದ್ರ ಹಾಗೂ ಅಧಿಕಾರಿಗಳ ಮೊಬೈಲ್ ಸಂಖ್ಯೆಗಳು ಲಭ್ಯವಿರುತ್ತದೆ

ವಿಶ್ವಲಾಲ್ - 3
 (ಶ್ರೀಶಂಕರ ತಮ್ಮನಕೆ(ಶನ್ಕರ))
 Date : 29/10/2022



29 NOV 2022


 General Manager (Commercial)
 Corporate Office,
 CESC, Mysuru

No. of Corrections.....0138.....

CHAMUNDESHWARI ELECTRICITY SUPPLY CORPORATION LIMITED

**WELCOME TO 24X7 TOLL FREE
CESC HELPLINE NUMBER 1912**

Consumers Can Henceforth Register Their Complaints Like Power Supply Interruption/Bill, Payments Etc., Through Toll free Centralized Customer Care Helpline No. 1912

- A complaint received at customer care center will be registered immediately in PGRS (Public Grievance Readressal System) Software and docket number will be sent to the consumers via SMS to their mobile number.
- SMS will be sent to concerned sub divisional officer/section officer or local service station simultaneously to solve the complaint.
- Service station Staffs visit problem area/place to rectify the problem.
- Once the complaint is resolved, the complaint is closed after getting confirmation from the consumer.
- The consumers can track the status of their complaint through online in website <https://www.cescmysorepgrs.com>
- The reasons for delay if any in attending complaints or progress of restoration will be updated in the software.

Higher officers monitor complaints registered and resolved through report generated by PGRS software.

The consumers can register the Transformer failure complaints at 1912.

Consumers can also register complaints by following alternate methods:

- Whatsapp No: 9448991912
- By sending SMS the word "CESC" to Phone Number 9220592205
- Website: <http://www.cescmysorepgrs.com>
- CESC Mobile app
- E-mail ID: ceschelpine@gmail.com
- Facebook ID: @cescmysore
- Twitter : @cescmysore
- URJA MITRA Mobile app

The List of local service stations and officers Mobile Numbers is available at
CESC Website: <https://www.cescmysore.karnataka.gov.in/page/contact+Us/en>

INDIAN EXPRESS - 3

Date : 24/06/2022



29 NOV 2022

No. of Corrections.....

Ranjani
General Manager (Commercial)
Corporate Office,
CESC, Mysuru









411

ಚಾಮುಂಡೇಶ್ವರಿ ವಿದ್ಯುತ್ ಸರಬರಾಜು ನಿಗಮ ನಿಯಮಿತ
24 ಗಂಟೆಗಳ ಚಾವಿಸನಿನಿ ಶುಲ್ಕ ರಹಿತ
ಸಹಾಯವಾಣಿ ಸಂಖ್ಯೆ 1912 ಗೆ ಸ್ವಾಗತ

ಗ್ರಾಹಕರು ತಮ್ಮ ವಿದ್ಯುತ್ ಅಡಚಣೆ, ಬಿಲ್ಲು, ಹಣ ಪಾವತಿಗಳು ಮತ್ತು ಇತರೆ ಸುಂದುವರಿಕೆಗಳ ನಿವಾರಣೆಗಾಗಿ "ಕೇಂದ್ರೀಕೃತ ಗ್ರಾಹಕರ ದೂರು ನಿವಾರಣಾ ಕೇಂದ್ರದ" ಶುಲ್ಕ ರಹಿತ ಸಹಾಯವಾಣಿ ಸಂಖ್ಯೆ: 1912ಗೆ ಸಂಪರ್ಕಿಸಲು ಏನಂತಿಸಲಾಗಿದೆ.

- ▶ ಕೇಂದ್ರೀಯ ದೂರು ನಿರ್ವಹಣಾ ಕೇಂದ್ರದಲ್ಲಿ ಗ್ರಾಹಕರ ವಿದ್ಯುತ್ ಸಂಬಂಧಿತ ದೂರುಗಳನ್ನು PGRS: Public Grievance Redressal System ತಂತ್ರಾಂಶದಲ್ಲಿ ದಾಖಲಿಸಲಾಗುತ್ತದೆ. ತದನಂತರ ತಂತ್ರಾಂಶದಲ್ಲಿ ಜನರೇಟ್ ಆದಂತಹ ಡಾಕಿಟ್/ದೂರಿನ ಸಂಖ್ಯೆಯು ದೂರುದಾರರು ನೀಡಿರುವ ಮೊಬೈಲ್ ಸಂಖ್ಯೆಗೆ ಎಸ್.ಎಂ.ಎಸ್ ಮುಖಾಂತರ ರವಾನೆಯಾಗುತ್ತದೆ.
 - ▶ ಮುಂದುವರೆದು, ದಾಖಲಾದ ದೂರುಗಳ ಮಾಹಿತಿಯನ್ನು ಸಂಬಂಧಿಸಿದ ಚಾವಿಸನಿನಿ ಉಪ ವಿಭಾಗಾಧಿಕಾರಿಗಳಿಗೆ/ ಶಾಖಾಧಿಕಾರಿಗಳಿಗೆ/ ಸ್ಥಳೀಯ ಸೇವಾ ಕೇಂದ್ರಗಳಿಗೆ ಪರಿಹರಿಸಲು ಎಸ್.ಎಂ.ಎಸ್ ಮುಖಾಂತರ ರವಾನಿಸಲಾಗುತ್ತದೆ.
 - ▶ ಸಂಬಂಧಿಸಿದ ಸ್ಥಳೀಯ ಸೇವಾ ಕೇಂದ್ರದ ಸಿಬ್ಬಂದಿಗಳು ದೂರುದಾರರ ಸ್ಥಳವನ್ನು ಭೇಟಿ ನೀಡಿ ವಿದ್ಯುತ್ ದೂರುಗಳನ್ನು ನಿವಾರಿಸಿ ಕೇಂದ್ರೀಯ ದೂರು ನಿರ್ವಹಣಾ ಕೇಂದ್ರಕ್ಕೆ ವರದಿಯನ್ನು ನೀಡುತ್ತಾರೆ.
 - ▶ ದೂರು ನಿವಾರಣೆಯಾದ ನಂತರ, ಕೇಂದ್ರೀಯ ದೂರು ನಿರ್ವಹಣಾ ಕೇಂದ್ರದಿಂದ ದೂರುದಾರರಿಗೆ ಕರಮಾಡಿ ದೃಢೀಕರಿಸಿಕೊಂಡು ದೂರನ್ನು ಮುಕ್ತಾಯಗೊಳಿಸಲಾಗುತ್ತದೆ.
 - ▶ ಒಂದು ವೇಳೆ ಯಾವುದಾದರೂ ದೂರನ್ನು ಸರಿಪಡಿಸಲು ವಿಳಂಬವಾದಲ್ಲಿ ಕಾರಣಗಳನ್ನು ಅಥವಾ ದೂರಿನ ಸ್ಥಿತಿಯನ್ನು ತಂತ್ರಾಂಶದಲ್ಲಿ ನಮೂದಿಸಲಾಗುತ್ತದೆ.
 - ▶ ಗ್ರಾಹಕರು ತಮ್ಮ ದೂರಿನ ಸ್ಥಿತಿಯನ್ನು ಆನ್ ಲೈನ್ ನಲ್ಲಿಯೇ ("http://www.cescmysorepgrs.com") ತಿಳಿಯಬಹುದು.
 - ▶ ಮೇಲಾಧಿಕಾರಿಗಳು ದೂರು ದಾಖಲಾತಿ ಮತ್ತು ನಿವಾರಣೆಯ ದೃಢೀಕರಣ ವರದಿಯನ್ನು ತಂತ್ರಾಂಶದಿಂದ ಪಡೆದು ಮೇಲ್ವಿಚಾರಣೆ ವಹಿಸುತ್ತಾರೆ.
- ಪರಿವರ್ತಕಗಳು ವಿಫಲಗೊಂಡಲ್ಲಿ ಗ್ರಾಹಕರು 1912 ನಲ್ಲಿ ದೂರು ದಾಖಲಿಸುವುದು.

ಗ್ರಾಹಕರು ತಮ್ಮ ದೂರನ್ನು ಈ ಕೆಳಗಿನ ಪರ್ಯಾಯ ವಿಧಾನಗಳ ಮೂಲಕ ಸಹಾ ದಾಖಲಿಸಬಹುದಾಗಿರುತ್ತದೆ.

-  **ವಾಟ್ಸ್ ಆಪ್ ಸಂಖ್ಯೆ: 9448991912**
-  **ದೂರವಾಣಿ ಸಂಖ್ಯೆ: 9220592205 ಗೆ "CESC" ಎಂದು ಟೈಪ್ ಮಾಡಿ ಎಸ್.ಎಂ.ಎಸ್ ಕಳುಹಿಸುವ ಮೂಲಕ**
-  **ವೆಬ್‌ಸೈಟ್: <http://www.cescmysorepgrs.com>**
-  **ಚಾವಿಸನಿನಿ ಮೊಬೈಲ್ ಆಪ್**
-  **ಇ-ಮೇಲ್ ವಿಳಾಸ: ceschelpline@gmail.com**
-  **ಫೇಸ್ ಬುಕ್ ಐಡಿ : @cescmysore**
-  **ಟ್ವಿಟರ್ ಅಕೌಂಟ್ ಐಡಿ : @cescmysore**
-  **ಉರ್ಜಾ ಮಿಕ್ರಾ ಮೊಬೈಲ್ ಆಪ್**

ಗ್ರಾಹಕರ ಮಾಹಿತಿಗಾಗಿ ವೆಬ್ ವಿಳಾಸ: <https://www.cescmysore.karnataka.gov.in/page/contact-us/en> ನಲ್ಲಿ ಸ್ಥಳೀಯ/ಸೇವಾ ಕೇಂದ್ರ ಹಾಗೂ ಅಧಿಕಾರಿಗಳ ಮೊಬೈಲ್ ಸಂಖ್ಯೆಗಳು ಲಭ್ಯವಿರುತ್ತವೆ.

ಶ್ರೀನಿವಾಸ-03, ಕುಮಾರ ಕಮ್ಯೂನಿಕೇಶನ್ಸ್
 Date: 29/11/2022



29 NOV 2022

No. of Corrections... *Nil*

Kuriani
 General Manager (Commercial)
 Corporate Office,
 CESC, Mysuru

412

Annexure-10

Annexure-10										
Chamundeshwari Electricity Supply Corporation Limited										
Division wise Analysis of the Performance upto March-22 using the Financial Frame Work										
Name of the Division:	N. R. Mohalla									
Tariff	Energy sales in MU	Demand in Rs Lakhs	Demand in Rs/unit	Collection in Lakhs	Collection in Rs	Collection in Rs/unit	Target revenue	Variance in revenue		
LT-1	3.26	230.20	7.07	231.53	7.11	7.61	(17.56)			
LT-2	214.24	14,810.40	6.91	15,015.77	7.01	7.61	(1,499.49)			
LT-3	56.44	6,297.53	11.16	6,207.59	11.00	10.54	349.04			
LT-4	44.13	2,661.32	6.03	2,669.70	6.05	6.19	(70.44)			
LT-5	20.45	1,909.00	9.33	1,925.78	9.42	9.53	(40.47)			
LT-6 St.H	21.60	1,172.80	5.43	966.94	4.48	6.55	(241.80)			
LT-6 Wt.sl	21.14	1,655.15	7.83	1,639.09	7.75	8.99	(244.30)			
LT-7	2.91	825.95	28.38	806.18	27.70	31.17	(81.27)			
New LT Category1	-	-	-	-	-	-	-			
New LT Category2	-	-	-	-	-	-	-			
Total-LT	384.17	29,562.34	7.70	29,462.59	7.67	-	(1,846.29)			
HT-1	27.22	1,625.21	5.97	1,843.08	6.77	6.10	(35.69)			
HT-2 A	49.20	4,566.49	9.28	4,579.09	9.31	9.32	(20.45)			
HT-2 B	37.46	4,389.44	11.72	4,403.29	11.75	11.63	31.57			
HT-2 C	15.88	1,477.49	9.30	1,468.89	9.25	9.61	(49.49)			
HT-3	-	-	-	-	-	-	-			
HT-4	1.51	124.31	8.25	121.69	8.08	8.12	2.02			
HT-5	0.03	3.91	15.42	3.81	15.01	20.45	(1.27)			
New HT Category1	-	-	-	-	-	-	-			
New HT Category2	-	-	-	-	-	-	-			
Total-HT	131.30	12,186.84	9.28	12,419.84	9.46	-	(73.31)			
G.TOTAL	515.46	41,749.18	8.10	41,882.43	8.13	8.47	(1,919.60)			



29 NOV 2022

No. of Collections... 00V

K. K. Jami
General Manager (Commercial)
Corporate Office,
CESC, Mysuru 413

Annexure-10

Chamundeshwari Electricity Supply Corporation Limited

Division wise Analysis of the Performance UP to March-22 using the Financial Frame Work

Name of the Division: V. V. Mohalla

Tariff	Energy sales in MU	Demand in Rs Lakhs	Demand in Rs/unit	Collection in Rs Lakhs	Collection in Rs/unit	Target revenue	Variance in revenue
LT-1	2.01	152.09	7.58	157.61	7.85	7.61	(0.66)
LT-2	207.57	14,923.73	7.19	14,958.56	7.21	7.61	(878.34)
LT-3	46.64	5,106.84	10.95	5,108.01	10.95	10.54	-191.03
LT-4	36.88	2,226.56	6.04	2,237.39	6.07	6.19	(56.09)
LT-5	28.53	2,718.79	9.53	2,725.59	9.55	9.53	(0.66)
LT-6 St.lt	18.73	1,043.62	5.57	1,119.77	5.98	6.55	(182.97)
LT-6 Wt.sl	18.84	1,387.77	7.37	1,546.06	8.21	8.99	(305.19)
LT-7	3.34	1,049.90	31.44	1,083.38	32.44	31.17	9.09
New LT Category1	-	-	-	-	-	-	-
New LT Category2	-	-	-	-	-	-	-
Total-LT	362.53	28,609.29	7.89	28,936.38	7.98	-	(1,223.78)
HT-1	16.36	989.39	6.05	1,219.36	7.45	6.10	(9.08)
HT-2 A	190.26	17,755.13	9.33	17,618.43	9.26	9.32	17.34
HT-2 B	31.53	3,683.47	11.68	3,631.99	11.52	11.63	15.92
HT-2 C	13.68	1,315.23	9.62	1,313.45	9.60	9.61	0.03
HT-3	2.87	142.96	4.97	185.15	6.44	3.11	53.52
HT-4	2.57	202.38	7.88	203.73	7.93	8.12	(6.16)
HT-5	0.26	57.62	22.41	46.02	17.90	20.45	5.05
New HT Category1	-	-	-	-	-	-	-
New HT Category2	-	-	-	-	-	-	-
Total-HT	257.53	24,146.18	9.38	24,218.12	9.40	-	76.62
G.TOTAL	620.07	52,755.47	8.51	53,154.50	8.57	8.69	(1,147.16)



29 NOV 2022

No. of Corrections.....Nil

K. Srinivas
General Manager (Commercial)
Corporate Office,
CESC, Mysuru

H14

Annexure-10

Chamundeshwari Electricity Supply Corporation Limited

Division wise Analysis of the Performance UP to March-22 using the Financial Frame Work

Name of the Division:	Nanjangud									
Tariff	Energy sales in MU	Demand in Rs Lakhs	Demand in Rs/unit	Collection in Rs Lakhs	Collection in Rs/unit	Target revenue	Variance in revenue			
LT-1	17.94	1,467.53	8.18	1,210.22	6.75	7.61	102.56			
LT-2	54.09	3,658.72	6.76	3,553.02	6.57	7.61	(459.36)			
LT-3	15.63	1,647.79	10.54	1,655.19	10.59	10.54	(0.06)			
LT-4	269.26	16,254.03	6.04	16,254.65	6.04	6.19	(412.46)			
LT-5	9.50	885.79	9.32	897.76	9.45	9.53	(19.78)			
LT-6 St.H	33.77	1,814.62	5.37	839.20	2.49	6.55	(396.75)			
LT-6 Wf.sl	12.57	965.75	7.69	852.58	6.79	8.99	(163.36)			
LT-7	0.39	141.45	36.36	225.62	58.00	31.17	20.19			
New LT Category1	-	-	-	-	-	-	-			
New LT Category2	-	-	-	-	-	-	-			
Total-LT	413.14	26,835.68	6.50	25,488.22	6.17	-	(1,329.03)			
HT-1	41.42	2,597.13	6.27	2,967.54	7.16	6.10	69.75			
HT-2 A	159.28	14,841.49	9.32	15,801.51	9.92	9.32	(7.61)			
HT-2 B	0.41	48.04	11.64	49.93	12.09	11.63	0.02			
HT-2 C	0.52	57.43	10.98	65.07	12.44	9.61	7.13			
HT-3	39.17	1,422.25	3.63	878.34	2.24	3.11	203.82			
HT-4	-	-	-	-	-	-	-			
HT-5	-	-	-	-	-	-	-			
New HT Category1	-	-	-	-	-	-	-			
New HT Category2	-	-	-	-	-	-	-			
Total-HT	240.80	18,966.34	7.88	19,762.39	8.21	-	273.11			
G.TOTAL	653.94	45,802.02	7.00	45,250.61	6.92	7.17	(1,055.92)			



29 NOV 2022

No. of Corrections.....Nil

K. K. Jain
 General Manager (Commercial)
 Corporate Office,
 CESC, Mysuru 415

Annexure-10

Chamundeshwari Electricity Supply Corporation Limited

Division wise Analysis of the Performance UP to March-22 using the Financial Frame Work

Name of the Division:		Hunsur									
Tariff	Energy sales in MU	Demand in Rs Lakhs	Demand in Rs/unit	Collection in Lakhs	Collection in Rs	Collection in Rs/unit	Target revenue	Variance in revenue			
LT-1	11.62	946.42	8.15	1,053.23	9.07	7.61	62.32				
LT-2	35.01	2,462.87	7.04	2,478.03	7.08	7.61	(202.12)				
LT-3	12.78	1,357.00	10.62	1,350.73	10.57	10.54	9.70				
LT-4	236.19	14,321.01	6.06	14,388.71	6.09	6.19	(298.91)				
LT-5	6.15	608.83	9.90	612.67	9.96	9.53	22.38				
LT-6 St.H	21.41	1,241.64	5.80	745.05	3.48	6.55	(160.62)				
LT-6 Wt.sl	9.36	714.87	7.64	397.97	4.25	8.99	(125.97)				
LT-7	0.60	151.35	25.06	153.56	25.43	31.17	(36.86)				
New LT Category1	-	-	-	-	-	-	-				
New LT Category2	-	-	-	-	-	-	-				
Total-LT	333.13	21,804.00	6.55	21,179.95	6.36	-	(730.09)				
HT-1	0.89	72.23	8.09	97.24	10.89	6.10	17.74				
HT-2 A	28.41	2,395.71	8.43	2,401.85	8.45	9.32	(253.02)				
HT-2 B	1.97	210.17	10.68	204.11	10.37	11.63	(18.80)				
HT-2 C	0.68	64.28	9.50	63.64	9.41	9.61	(0.76)				
HT-3	6.21	315.09	5.07	179.46	2.89	3.11	121.89				
HT-4	0.02	1.82	7.96	1.82	7.96	8.12	(0.04)				
HT-5	-	-	-	-	-	-	-				
New HT Category1	-	-	-	-	-	-	-				
New HT Category2	-	-	-	-	-	-	-				
Total-HT	38.18	3,059.31	8.01	2,948.12	7.72	-	(132.99)				
G.TOTAL	371.31	24,863.31	6.70	24,128.07	6.50	6.93	(863.08)				



29 NOV 2022

No. of Corrections... Nil

K. Manjari
 General Manager (Commercial)
 Corporate Office,
 CESC, Mysuru H16

Chamundeshwari Electricity Supply Corporation Limited

Division wise Analysis of the Performance UP to March-22 using the Financial Frame Work

Name of the Division:	K.R.Nagara											
Tariff	Energy sales in MU	Demand in Rs Lakhs	Demand in Rs/unit	Collection in Rs Lakhs	Collection in Rs/unit	Collection in Rs/unit	Target revenue	Variance in revenue				
LT-1	9.73	757.21	7.78	775.07	7.97	7.61	7.61	16.65				
LT-2	38.24	2,632.60	6.88	2,621.72	6.86	7.61	7.61	(278.77)				
LT-3	12.27	1,281.73	10.44	1,277.21	10.41	10.54	10.54	(11.97)				
LT-4	154.58	9,384.77	6.07	9,426.49	6.10	6.19	6.19	(183.34)				
LT-5	7.78	714.22	9.18	718.45	9.23	9.53	9.53	(27.43)				
LT-6 St.lt	15.59	899.23	5.77	536.11	3.44	6.55	6.55	(121.46)				
LT-6 Wt.sl	6.39	455.59	7.13	500.29	7.83	8.99	8.99	(118.73)				
LT-7	0.58	154.68	26.71	117.68	20.32	31.17	31.17	(25.80)				
New LT Category1	-	-	-	-	-	-	-	-				
New LT Category2	-	-	-	-	-	-	-	-				
Total-LT	245.16	16,280.03	6.64	15,973.01	6.52	6.10	6.10	(750.87)				
HT-1	7.88	509.95	6.47	539.33	6.84	9.32	9.32	16.87				
HT-2 A	5.98	574.22	9.61	541.51	9.06	11.63	11.63	7.26				
HT-2 B	0.40	53.27	13.47	58.71	14.84	9.61	9.61	11.24				
HT-2 C	0.47	56.53	12.00	47.72	10.13	3.11	3.11	93.65				
HT-3	6.27	288.65	4.60	195.29	3.12	-	-	-				
HT-4	-	-	-	-	-	-	-	-				
HT-5	-	-	-	-	-	-	-	-				
New HT Category1	-	-	-	-	-	-	-	-				
New HT Category2	-	-	-	-	-	-	-	-				
Total-HT	20.99	1,482.62	7.06	1,382.56	6.59	6.90	6.90	158.09				
G.TOTAL	266.16	17,762.66	6.67	17,355.57	6.52	6.90	6.90	(592.78)				



29 NOV 2022

No. of Collections *M*.....

K. K. Subramani
General Manager (Commercial)
Corporate Office,
CESC, Mysuru

Chamundeshwari Electricity Supply Corporation Limited									
Annexure - 10									
Division wise Analysis of the Performance UP to March-22 using the Financial Frame Work									
Name of the Division: Ch Nagar									
Tariff	Energy sales in MU	Demand in Rs Lakhs	Demand in Rs/unit	Collection in Rs Lakhs	Collection in Rs/unit	Target revenue	Variance in revenue		
LT-1	12.16	935.26	7.69	868.21	7.14	7.61	9.54		
LT-2	41.86	2,993.64	7.15	2,651.86	6.33	7.61	(193.40)		
LT-3	14.15	1,506.19	10.65	1,466.54	10.37	10.54	15.27		
LT-4	305.68	18,503.13	6.05	18,551.98	6.07	6.19	(417.63)		
LT-5	5.34	496.62	9.30	487.91	9.14	9.53	(12.31)		
LT-6 St.II	16.96	1,091.27	6.43	568.20	3.35	6.55	(19.35)		
LT-6 Wt.sl	3.26	259.30	7.95	241.23	7.40	8.99	(33.60)		
LT-7	0.59	168.87	28.86	168.35	28.77	31.17	(13.53)		
New LT Category1	-	-	-	-	-	-	-		
New LT Category2	-	-	-	-	-	-	-		
Total-LT	399.99	25,954.29	6.49	25,004.27	6.25	-	(665.02)		
HT-1	12.91	833.73	6.46	692.35	5.36	6.10	45.66		
HT-2 A	31.62	2,915.24	9.22	2,900.49	9.17	9.32	(32.50)		
HT-2 B	1.47	188.21	12.82	182.50	12.43	11.63	17.38		
HT-2 C	2.45	240.30	9.82	245.30	10.02	9.61	4.91		
HT-3	27.35	884.34	3.23	600.64	2.20	3.11	33.43		
HT-4	-	-	-	-	-	-	-		
HT-5	-	-	-	(0.78)	-	-	-		
New HT Category1	-	-	-	-	-	-	-		
New HT Category2	-	-	-	-	-	-	-		
Total-HT	75.80	5,061.82	6.68	4,620.51	6.10	-	68.88		
G-TOTAL	475.79	31,016.11	6.52	29,624.78	6.23	6.64	(596.14)		



29 NOV 2022

No. of Corrections.....Nil.....

K. Manjari
General Manager (Commercial)
Corporate Office,
CESC, Mysuru

418

Annexure-10

Chamundeshwari Electricity Supply Corporation Limited

Division wise Analysis of the Performance UP to March-22 using the Financial Frame Work

Name of the Division:	Kollegal	Energy sales in MU	Demand in Rs Lakhs	Demand in Rs/unit	Collection in Rs Lakhs	Collection in Rs/unit	Target revenue	Variance in revenue
LT-1	10.75	787.56	7.32	597.63	5.56	7.61	(30.76)	
LT-2	36.75	2,507.03	6.82	2,330.63	6.34	7.61	(290.49)	
LT-3	10.03	1,072.75	10.69	1,029.37	10.26	10.54	15.52	
LT-4	219.68	13,275.82	6.04	13,290.03	6.05	6.19	(321.68)	
LT-5	5.18	462.76	8.94	449.03	8.67	9.53	(30.76)	
LT-6 St.lt	18.10	1,108.43	6.12	665.02	3.67	6.55	(76.78)	
LT-6 Wt.sl	4.75	333.50	7.02	373.94	7.87	8.99	(93.20)	
LT-7	0.25	59.73	24.04	81.42	32.77	31.17	(17.72)	
New LT Category1	-	-	-	-	-	-	-	
New LT Category2	-	-	-	-	-	-	-	
Total-LT	305.48	19,607.58	6.42	18,817.08	6.16	-	(845.87)	
HT-1	3.80	254.16	6.69	246.68	6.49	6.10	22.27	
HT-2 A	1.12	110.86	9.92	112.35	10.06	9.32	6.71	
HT-2 B	0.41	59.76	14.73	61.48	15.15	11.63	12.55	
HT-2 C	0.81	82.86	10.24	84.00	10.38	9.61	5.05	
HT-3	0.03	4.43	16.56	1.99	7.45	3.11	3.60	
HT-4	-	-	-	-	-	-	-	
HT-5	0.47	58.98	12.44	56.42	11.90	20.45	(37.94)	
New HT Category1	-	-	-	-	-	-	-	
New HT Category2	-	-	-	-	-	-	-	
Total-HT	6.63	571.05	8.61	562.91	8.49	-	12.24	
G.TOTAL	312.11	20,178.64	6.47	19,379.99	6.21	6.73	(833.63)	



12 9 NOV 2022

No. of Collections: NIV

K. Manjunath
 General Manager (Commercial)
 Corporate Office,
 CESC, Mysuru

419

Annexure-10

Chamundeshwari Electricity Supply Corporation Limited									
Division wise Analysis of the Performance UP to March-22 using the Financial Frame Work									
Name of the Division: Madikeri									
Tariff	Energy sales in MU	Demand in Rs Lakhs	Demand in Rs/unit	Collection in Rs Lakhs	Collection in Rs/unit	Target revenue	Variance in revenue		
LT-1	3.63	267.46	7.37	229.51	6.32	7.61	(8.82)		
LT-2	97.94	6,523.44	6.66	6,097.71	6.23	7.61	(932.54)		
LT-3	28.87	2,892.90	10.02	2,769.16	9.59	10.54	(150.08)		
LT-4	34.40	2,327.40	6.77	2,092.03	6.08	6.19	198.11		
LT-5	5.59	592.66	10.60	579.80	10.37	9.53	59.49		
LT-6 St.lt	13.38	798.48	5.97	861.67	6.44	6.55	(77.87)		
LT-6 Wf.sl	3.71	284.58	7.66	299.40	8.06	8.99	(49.16)		
LT-7	1.02	284.47	27.84	290.48	28.43	31.17	(34.02)		
New LT Category1	-	-	-	-	-	-	-		
New LT Category2	-	-	-	-	-	-	-		
Total-LT	188.55	13,971.40	7.41	13,219.76	7.01	-	(994.88)		
HT-1	2.94	202.07	6.87	223.75	7.61	6.10	22.62		
HT-2 A	13.47	1,348.62	10.01	1,370.79	10.18	9.32	92.93		
HT-2 B	11.61	1,297.57	11.17	1,311.97	11.30	11.63	(53.45)		
HT-2 C	3.34	315.88	9.46	311.02	9.31	9.61	(5.32)		
HT-3	0.25	37.96	15.45	46.23	18.81	3.11	30.31		
HT-4	-	-	-	-	-	-	-		
HT-5	-	0.21	-	0.21	-	-	-		
New HT Category1	-	-	-	-	-	-	-		
New HT Category2	-	-	-	-	-	-	-		
Total-HT	31.61	3,202.31	10.13	3,263.97	10.33	-	87.09		
G.TOTAL	220.16	17,173.71	7.80	16,483.73	7.49	8.21	(907.79)		



29 NOV 2022

No. of Corrections.....Nil

K. Srinivas
General Manager (Commercial)
Corporate Office,
CESC, Mysuru

420

Chamundeshwari Electricity Supply Corporation Limited										Annexure-10
Division wise Analysis of the Performance UP to March-22 using the Financial Frame Work										
Name of the Division:	Mandya	Energy sales in MU	Demand in Rs Lakhs	Demand in Rs/unit	Collection in Rs Lakhs	Collection in Rs/unit	Target revenue	Variance in revenue		
LT-1		4.55	324.61	7.13	287.04	6.31	7.61	(21.68)		
LT-2		64.66	4,388.24	6.79	4,295.59	6.64	7.61	(534.67)		
LT-3		18.45	1,994.65	10.81	1,952.51	10.58	10.54	49.58		
LT-4		154.33	9,322.93	6.04	9,323.16	6.04	6.19	(229.75)		
LT-5		15.25	1,370.66	8.99	1,352.95	8.87	9.53	(83.20)		
LT-6 St.lt		14.08	779.21	5.53	960.89	6.82	6.55	(142.80)		
LT-6 Wt.sl		6.81	537.05	7.89	687.25	10.10	8.99	(74.63)		
LT-7		0.85	252.77	29.74	307.04	36.13	31.17	(12.13)		
New LT Category1		-	-	-	-	-	-	-		
New LT Category2		-	-	-	-	-	-	-		
Total-LT		278.99	18,970.12	6.80	19,166.43	6.87	-	(1,049.29)		
HT-1		0.11	10.86	9.94	9.24	8.45	6.10	4.19		
HT-2 A		8.28	863.89	10.43	878.76	10.61	9.32	91.50		
HT-2 B		2.57	306.39	11.93	315.99	12.30	11.63	7.58		
HT-2 C		2.91	267.32	9.19	267.19	9.19	9.61	(12.32)		
HT-3		-	3.41	-	1.32	-	-	-		
HT-4		0.07	8.11	10.89	6.96	9.34	8.12	2.06		
HT-5		0.21	31.62	14.82	34.52	16.18	20.45	(12.01)		
New HT Category1		-	-	-	-	-	-	-		
New HT Category2		-	-	-	-	-	-	-		
Total-HT		14.16	1,491.60	10.53	1,513.98	10.69	-	81.01		
G.TOTAL		293.15	20,461.71	6.98	20,680.40	7.05	7.31	(968.28)		



29 NOV 2022

No. of Corrections.....*0*.....

K. Kamalamma
General Manager (Commercial)
Corporate Office,
CESC, Mysuru

421

Annexure-10

Chamundeshwari Electricity Supply Corporation Limited

Division wise Analysis of the Performance UP to March-22 using the Financial Frame Work

Name of the Division: Maddur		Energy sales in MU	Demand in Rs Lakhs	Demand in Rs/unit	Collection in Rs Lakhs	Collection in Rs/unit	Target revenue	Variance in revenue
LT-1		12.57	928.54	7.39	799.94	6.36	7.61	(28.12)
LT-2		55.86	3,538.96	6.34	2,973.93	5.32	7.61	(713.84)
LT-3		16.42	1,663.35	10.13	1,635.07	9.96	10.54	(67.58)
LT-4		286.66	17,377.24	6.06	17,384.82	6.06	6.19	(366.77)
LT-5		10.53	899.55	8.54	886.96	8.42	9.53	(104.03)
LT-6 St.lt		23.84	1,299.75	5.45	972.34	4.08	6.55	(261.14)
LT-6 Wt.sl		3.48	356.24	10.24	374.57	10.76	8.99	43.57
LT-7		0.68	172.67	25.44	155.78	22.95	31.17	(38.89)
New LT Category1		-	-	-	-	-	-	-
New LT Category2		-	-	-	-	-	-	-
Total-LT		410.04	26,236.31	6.40	25,183.42	6.14	-	(1,536.81)
HT-1		323.73	18,740.84	5.79	18,674.34	5.77	6.10	(1,013.46)
HT-2 A		51.52	3,846.43	7.47	3,705.13	7.19	9.32	(956.80)
HT-2 B		1.41	168.80	11.97	179.98	12.77	11.63	4.83
HT-2 C		0.80	81.01	10.13	79.30	9.92	9.61	4.16
HT-3		7.90	318.11	4.03	180.22	2.28	3.11	72.27
HT-4		-	-	-	-	-	-	-
HT-5		1.83	276.62	15.09	274.85	15.00	20.45	(98.12)
New HT Category1		-	-	-	-	-	-	-
New HT Category2		-	-	-	-	-	-	-
Total-HT		387.20	23,431.82	6.05	23,093.82	5.96	-	(1,987.12)
G.TOTAL		797.24	49,668.13	6.23	48,277.23	6.06	6.67	(3,523.93)



29 NOV 2022

No. of Corrections.....

K. Manjunath
General Manager (Commercial)
Corporate Office,
CESC, Mysuru

H22

Annexure-10

Chamundeshwari Electricity Supply Corporation Limited

Division wise Analysis of the Performance UP to March-22 using the Financial Frame Work

Name of the Division: Pandavapura		Energy sales in MU	Demand in Rs Lakhs	Demand in Rs/unit	Collection in Rs Lakhs	Collection in Rs/unit	Target revenue	Variance in revenue
LT-1		6.16	457.58	7.42	373.69	6.06	7.61	(11.43)
LT-2		38.84	2,598.40	6.69	2,503.30	6.45	7.61	(358.38)
LT-3		10.70	1,150.70	10.75	1,124.07	10.50	10.54	22.52
LT-4		178.31	10,824.61	6.07	9,158.95	5.14	6.19	(212.76)
LT-5		9.70	857.81	8.85	839.11	8.65	9.53	(66.35)
LT-6 St.H		17.68	928.11	5.25	542.62	3.07	6.55	(229.81)
LT-6 Wt.sl		2.25	189.30	8.41	139.14	6.18	8.99	(12.86)
LT-7		0.41	122.90	30.03	101.36	24.76	31.17	(4.67)
New LT Category1		-	-	-	-	-	-	-
New LT Category2		-	-	-	-	-	-	-
Total-LT		264.06	17,129.41	6.49	14,782.24	5.60	-	(873.75)
HT-1		29.52	1,789.43	6.06	1,815.73	6.15	6.10	(11.75)
HT-2 A		20.79	1,895.71	9.12	2,088.94	10.05	9.32	(42.52)
HT-2 B		1.95	228.36	11.73	397.47	20.41	11.63	1.85
HT-2 C		0.97	95.85	9.91	107.54	11.12	9.61	2.83
HT-3		1.08	68.34	6.33	91.55	8.48	3.11	34.77
HT-4		-	-	-	-	-	-	-
HT-5		1.90	246.88	12.96	244.95	12.86	20.45	(142.64)
New HT Category1		-	-	-	-	-	-	-
New HT Category2		-	-	-	-	-	-	-
Total-HT		56.21	4,324.56	7.69	4,746.18	8.44	-	(157.46)
G-TOTAL		320.26	21,453.97	6.70	19,528.43	6.10	7.02	(1,031.21)



29 NOV 2022

No. of Corrections.....N/A.....

K. Kamalamma
General Manager (Commercial)
Corporate Office,
CESC, Mysuru

423

Annexure-10

Chamundeshwari Electricity Supply Corporation Limited

Division wise Analysis of the Performance UP to March-22 using the Financial Frame Work

Name of the Division: K.R.Pete

Tariff	Energy sales in MU	Demand in Rs Lakhs	Demand in Rs/unit	Collection in Rs Lakhs	Collection in Rs/unit	Target revenue	Variance in revenue
LT-1	4.61	353.98	7.69	352.31	7.65	7.61	3.50
LT-2	19.85	1,310.33	6.60	1,219.27	6.14	7.61	(200.79)
LT-3	5.98	624.83	10.46	609.42	10.20	10.54	(5.00)
LT-4	254.06	15,406.82	6.06	15,417.58	6.07	6.19	(318.86)
LT-5	3.11	300.71	9.68	292.86	9.43	9.53	4.53
LT-6 St.H	8.06	439.91	5.46	310.40	3.85	6.55	(87.57)
LT-6 Wf.sl	3.17	217.68	6.87	100.52	3.17	8.99	(66.99)
LT-7	0.22	55.41	24.89	56.56	25.41	31.17	(13.97)
New LT Category1	-	-	-	-	-	-	-
New LT Category2	-	-	-	-	-	-	-
Total-LT	299.04	18,709.67	6.26	18,358.92	6.14	-	(685.16)
HT-1	1.52	101.47	6.70	101.64	6.71	6.10	9.02
HT-2 A	3.23	335.05	10.38	356.69	11.05	9.32	34.17
HT-2 B	0.00	0.09	13.22	2.77	412.89	11.63	0.01
HT-2 C	0.26	33.90	13.20	32.69	12.73	9.61	9.20
HT-3	0.12	15.09	12.11	13.67	10.98	3.11	11.21
HT-4	-	-	-	-	-	-	-
HT-5	0.02	6.17	27.44	6.99	31.09	20.45	1.57
New HT Category1	-	-	-	-	-	-	-
New HT Category2	-	-	-	-	-	-	-
Total-HT	5.15	491.77	9.55	514.46	10.00	-	65.18
G.TOTAL	304.19	19,201.43	6.31	18,873.38	6.20	6.52	(619.98)



29 NOV 2022

No. of Corrections: Nil

K. Kambari
 General Manager (Commercial)
 Corporate Office,
 CESC, Mysuru

H24

Annexure-10									
Chamundeshwari Electricity Supply Corporation Limited									
Division wise Analysis of the Performance UP to March-22 using the Financial Frame Work									
Name of the Division: Nagamangala									
Tariff	Energy sales in MU	Demand in Rs Lakhs	Demand in Rs/unit	Collection in Rs Lakhs	Collection in Rs/unit	Target revenue	Variance in revenue		
LT-1	2.45	194.80	7.96	183.54	7.50	7.61	8.52		
LT-2	18.01	1,279.10	7.10	1,235.72	6.86	7.61	(92.10)		
LT-3	5.94	643.75	10.84	645.57	10.87	10.54	17.88		
LT-4	143.34	8,697.35	6.07	8,710.59	6.08	6.19	(175.03)		
LT-5	4.08	382.56	9.37	372.06	9.11	9.53	(6.58)		
LT-6 St.lt	5.27	337.24	6.40	479.59	9.09	6.55	(8.07)		
LT-6 Wt.sl	1.49	123.60	8.29	230.05	15.43	8.99	(10.40)		
LT-7	0.20	57.15	28.15	59.73	29.43	31.17	(6.12)		
New LT Category1	-	-	-	-	-	-	-		
New LT Category2	-	-	-	-	-	-	-		
Total-LT	180.79	11,715.55	6.48	11,916.85	6.59	-	(271.90)		
HT-1	0.20	14.37	7.21	13.85	6.95	6.10	2.21		
HT-2 A	2.45	229.82	9.37	231.79	9.45	9.32	1.06		
HT-2 B	0.33	43.69	13.38	43.65	13.37	11.63	5.70		
HT-2 C	2.53	213.57	8.46	215.06	8.52	9.61	(29.27)		
HT-3	0.03	1.87	6.82	1.45	5.31	3.11	1.02		
HT-4	-	-	-	-	-	-	-		
HT-5	0.85	114.53	13.55	114.53	13.55	20.45	(58.33)		
New HT Category1	-	-	-	-	-	-	-		
New HT Category2	-	-	-	-	-	-	-		
Total-HT	6.38	617.84	9.69	620.33	9.73	-	(77.60)		
G.TOTAL	187.16	12,333.39	6.59	12,537.18	6.70	6.78	(349.50)		



29 NOV 2022

No. of Corrections.....

Kammani
General Manager (Commercial)
Corporate Office,
CESC, Mysuru

425

Chamundeshwari Electricity Supply Corporation Limited									
Division wise Analysis of the Performance UP to March-22 using the Financial Frame Work									
Name of the Division: Hassan									
Tariff	Energy sales in MU	Demand in Rs Lakhs	Demand in Rs/unit	Collection in Lakhs	Collection in Rs/unit	Target revenue	Variance in revenue		
LT-1	3.20	253.19	7.91	264.45	8.26	7.61	9.50		
LT-2	73.95	5,166.26	6.99	5,036.57	6.81	7.61	(463.65)		
LT-3	24.25	2,653.34	10.94	2,542.05	10.48	10.54	97.44		
LT-4	96.53	5,842.70	6.05	5,870.43	6.08	6.19	(132.18)		
LT-5	14.70	1,308.60	8.90	1,336.42	9.09	9.53	(92.64)		
LT-6 St.H	13.74	873.30	6.35	671.53	4.89	6.55	(26.73)		
LT-6 Wt.sl	6.87	542.90	7.90	514.01	7.48	8.99	(74.80)		
LT-7	2.70	723.60	26.80	771.96	28.60	31.17	(117.85)		
New LT Category1	-	-	-	-	-	-	-		
New LT Category2	-	-	-	-	-	-	-		
Total-LT	235.95	17,363.88	7.36	17,007.42	7.21	-	(800.91)		
HT-1	7.62	523.89	6.87	572.39	7.51	6.10	58.79		
HT-2 A	153.10	13,269.50	8.67	13,680.77	8.94	9.32	(1,004.05)		
HT-2 B	9.24	1,072.66	11.61	1,069.24	11.57	11.63	(2.32)		
HT-2 C	6.23	585.21	9.40	598.07	9.60	9.61	(13.61)		
HT-3	0.15	59.45	40.53	39.68	27.05	3.11	54.88		
HT-4	-	-	-	-	-	-	-		
HT-5	0.47	62.75	13.29	62.52	13.24	20.45	(33.82)		
New HT Category1	-	-	-	-	-	-	-		
New HT Category2	-	-	-	-	-	-	-		
Total-HT	176.81	15,573.44	8.81	16,022.67	9.06	-	(940.12)		
G-TOTAL	412.76	32,937.32	7.98	33,030.09	8.00	8.40	(1,741.03)		



12 9 NOV 2022

No. of Corrections.....Nik.....

K. Srinivas
General Manager (Commercial)
Corporate Office,
CESC, Mysuru

426

Annexure-10

Chamundeshwari Electricity Supply Corporation Limited

Division wise Analysis of the Performance UP to March-22 using the Financial Frame Work

Name of the Division:	Sakleshpura										
Tariff	Energy sales in MU	Demand in Rs Lakhs	Demand in Rs/unit	Collection in Rs Lakhs	Collection in Rs/unit	Target revenue	Variance in revenue				
LT-1	5.66	446.25	7.89	474.85	8.39	7.61	15.71				
LT-2	37.51	2,562.29	6.83	2,515.60	6.71	7.61	(293.23)				
LT-3	12.18	1,243.75	10.21	1,205.81	9.90	10.54	(39.71)				
LT-4	79.04	4,898.95	6.20	4,899.64	6.20	6.19	6.55				
LT-5	5.37	512.72	9.55	506.25	9.43	9.53	1.12				
LT-6 St.lt	9.33	594.62	6.37	544.76	5.84	6.55	(16.46)				
LT-6 Wt.sl	4.52	386.44	8.55	325.23	7.19	8.99	(19.87)				
LT-7	0.72	155.59	21.76	135.66	18.97	31.17	(67.31)				
New LT Category1	-	-	-	-	-	-	-				
New LT Category2	-	-	-	-	-	-	-				
Total-LT	154.32	10,800.61	7.00	10,607.80	6.87	-	(413.21)				
HT-1	5.58	323.19	5.79	336.41	6.03	6.10	(17.44)				
HT-2 A	3.96	388.37	9.80	407.74	10.29	9.32	18.80				
HT-2 B	1.92	193.95	10.11	191.01	9.96	11.63	(29.10)				
HT-2 C	0.48	53.70	11.26	56.88	11.93	9.61	7.85				
HT-3	0.97	54.47	5.60	41.65	4.28	3.11	24.20				
HT-4	-	-	-	0.30	-	-	-				
HT-5	0.03	8.45	25.27	8.69	25.98	20.45	1.61				
New HT Category1	-	-	-	-	-	-	-				
New HT Category2	-	-	-	-	-	-	-				
Total-HT	12.95	1,022.14	7.89	1,042.66	8.05	-	5.93				
G-TOTAL	167.27	11,822.75	7.07	11,650.46	6.97	7.31	(407.28)				



29 NOV 2022

No. of Corrections.....

K. Kambari
 General Manager (Commercial)
 Corporate Office,
 CESC, Mysuru


427

Annexure-10

Chamundeswari Electricity Supply Corporation Limited

Division wise Analysis of the Performance UP to March-22 using the Financial Frame Work

Name of the Division:		Chennarayapattina									
Tariff	Energy sales in MU	Demand in Rs Lakhs	Demand in Rs/unit	Collection in Lakhs	Collection in Rs/unit	Target revenue	Variance in revenue				
LT-1	3.05	239.24	7.84	263.19	8.63	7.61	7.01				
LT-2	28.22	1,901.45	6.74	1,942.02	6.88	7.61	(246.78)				
LT-3	9.15	988.85	10.81	991.98	10.84	10.54	24.46				
LT-4	196.36	11,874.56	6.05	11,874.56	6.05	6.19	(279.76)				
LT-5	5.80	540.09	9.31	545.98	9.41	9.53	(12.74)				
LT-6 St.It	6.33	420.21	6.64	354.92	5.61	6.55	5.59				
LT-6 Wt.sl	1.83	166.50	9.12	162.36	8.89	8.99	2.42				
LT-7	0.75	137.85	18.36	144.05	19.18	31.17	(96.20)				
New LT Category1	-	-	-	-	-	-	-				
New LT Category2	-	-	-	-	-	-	-				
Total-LT	251.49	16,268.75	6.47	16,279.06	6.47	-	(596.00)				
HT-1	11.83	733.74	6.20	774.32	6.55	6.10	12.11				
HT-2 A	15.49	1,447.66	9.34	1,419.54	9.16	9.32	3.32				
HT-2 B	0.52	71.20	13.74	71.32	13.76	11.63	10.93				
HT-2 C	0.39	50.37	12.77	47.46	12.03	9.61	12.44				
HT-3	19.34	723.62	3.74	396.36	2.05	3.11	121.92				
HT-4	-	-	-	-	-	-	-				
HT-5	0.04	6.60	15.09	7.65	17.49	20.45	(2.34)				
New HT Category1	-	-	-	-	-	-	-				
New HT Category2	-	-	-	-	-	-	-				
Total-HT	47.62	3,033.19	6.37	2,716.64	5.71	-	158.38				
G.TOTAL	299.10	19,301.94	6.45	18,995.70	6.35	6.60	(437.62)				



29 NOV 2022

No. of Corrections.....Nil

K. K. K.
General Manager (Commercial)
Corporate Office,
CESC, Mysuru

428

Chamundeshwari Electricity Supply Corporation Limited									
Division wise Analysis of the Performance UP to March-22 using the Financial Frame Work									
Name of the Division:	Arasikere								
Tariff	Energy sales in MU	Demand in Rs Lakhs	Demand in Rs/unit	Collection in Rs Lakhs	Collection in Rs/unit	Target revenue	Variance in revenue		
LT-1	4.36	351.56	8.07	394.72	9.06	7.61	19.82		
LT-2	25.74	1,801.81	7.00	1,878.36	7.30	7.61	(157.80)		
LT-3	7.90	848.09	10.74	856.54	10.85	10.54	15.77		
LT-4	118.76	7,177.31	6.04	7,177.20	6.04	6.19	(173.79)		
LT-5	4.89	486.45	9.95	494.99	10.13	9.53	20.67		
LT-6 St.lt	4.52	359.03	7.94	335.17	7.41	6.55	62.90		
LT-6 Wt.sl	2.85	244.45	8.57	256.00	8.98	8.99	(11.83)		
LT-7	0.51	127.96	25.21	130.78	25.77	31.17	(30.22)		
New LT Category1	-	-	-	-	-	-	-		
New LT Category2	-	-	-	-	-	-	-		
Total-LT	169.53	11,396.67	6.72	11,523.75	6.80	-	(254.49)		
HT-1	1.17	87.58	7.46	78.49	6.68	6.10	15.92		
HT-2 A	8.72	838.84	9.62	846.22	9.71	9.32	26.29		
HT-2 B	0.53	47.84	9.08	48.14	9.13	11.63	(13.47)		
HT-2 C	0.26	27.35	10.36	27.60	10.45	9.61	1.97		
HT-3	-	-	-	-	-	-	-		
HT-4	-	-	-	-	-	-	-		
HT-5	-	-	-	-	-	-	-		
New HT Category1	-	-	-	-	-	-	-		
New HT Category2	-	-	-	-	-	-	-		
Total-HT	10.68	1,001.62	9.38	1,000.45	9.37	-	30.71		
G.TOTAL	180.21	12,398.29	6.88	12,524.20	6.95	7.00	(223.77)		



29 NOV 2022

No. of Corrections.....

K. K. K.
 General Manager (Commercial)
 Corporate Office,
 CESC, Mysuru
 429


Annexure-10

Chamundeshwari Electricity Supply Corporation Limited

Division wise Analysis of the Performance UP to March-22 using the Financial Frame Work

Name of the Division: H.N Pura		Energy sales in MU	Demand in Rs Lakhs	Demand in Rs/unit	Collection in Rs Lakhs	Collection in Rs/unit	Target revenue	Variance in revenue
LT-1		6.88	552.56	8.03	613.62	8.92	7.61	28.82
LT-2		27.08	1,949.29	7.20	1,994.19	7.36	7.61	(112.66)
LT-3		8.37	885.06	10.58	897.23	10.72	10.54	3.19
LT-4		164.09	9,926.34	6.05	10,017.82	6.11	6.19	(230.52)
LT-5		4.99	496.35	9.95	498.89	10.00	9.53	20.67
LT-6 St.it		13.70	871.02	6.36	745.62	5.44	6.55	(25.77)
LT-6 Wt.sl		4.27	352.94	8.26	265.87	6.22	8.99	(31.13)
LT-7		0.76	152.71	20.22	167.75	22.21	31.17	(82.67)
New LT Category1		-	-	-	-	-	-	-
New LT Category2		-	-	-	-	-	-	-
Total-LT		230.14	15,186.28	6.60	15,200.97	6.61	-	(430.07)
HT-1		2.62	172.81	6.59	161.56	6.16	6.10	12.70
HT-2 A		7.12	725.79	10.20	732.04	10.28	9.32	62.14
HT-2 B		0.12	17.55	14.21	26.64	21.57	11.63	3.18
HT-2 C		0.78	82.11	10.55	76.03	9.77	9.61	7.31
HT-3		18.91	833.11	4.41	731.76	3.87	3.11	244.94
HT-4		-	-	-	-	-	-	-
HT-5		-	-	-	-	-	-	-
New HT Category1		-	-	-	-	-	-	-
New HT Category2		-	-	-	-	-	-	-
Total-HT		29.55	1,831.37	6.20	1,728.04	5.85	-	330.27
G-TOTAL		259.69	17,017.64	6.55	16,929.01	6.52	6.59	(99.80)

29 NOV 2022



No. of Corrections.....011

K. Manjunath
 General Manager (Commercial)
 Corporate Office,
 CESC, Mysuru


A 30

Annexure-10

Chamundeshwari Electricity Supply Corporation Limited

Division wise Analysis of the Performance UP to March-22 using the Financial Frame Work

Name of the Company:		CESC									
^ Tariff	Energy sales in MU	Demand in Rs Lakhs	Demand in Rs/unit	Collection in Rs Lakhs	Collection in Rs/unit	Target revenue	Variance in revenue				
LT-1	124.58	9,646.04	7.74	9,153.42	7.35	7.61	164.90				
LT-2	1,115.43	77,008.57	6.90	75,414.08	6.76	7.61	(7,908.42)				
LT-3	316.15	33,859.10	10.71	33,324.04	10.54	10.54	536.99				
LT-4	2,972.27	1,80,302.87	6.07	1,79,034.99	6.02	6.19	(3,675.34)				
LT-5	166.93	15,544.17	9.31	15,523.46	9.30	9.53	(368.11)				
LT-6 St.lt	276.10	16,072.49	5.82	12,231.27	4.43	6.55	(2,007.46)				
LT-6 Wt.sl	117.56	9,173.62	7.80	8,822.17	7.50	8.99	(1,390.03)				
LT-7	17.42	4,795.91	27.53	4,977.48	28.57	31.17	(633.61)				
New LT Category1	-	-	-	-	-	-	-				
New LT Category2	-	-	-	-	-	-	-				
Total-LT	5,106.44	3,46,402.78	6.78	3,38,480.91	6.63	-	(15,281.06)				
HT-1	497.33	29,582.07	5.95	30,367.94	6.11	6.10	(765.37)				
HT-2 A	754.13	68,358.26	9.06	69,683.03	9.24	9.32	(1,947.81)				
HT-2 B	103.87	12,084.10	11.63	12,253.58	11.80	11.63	1.76				
HT-2 C	53.42	5,099.85	9.55	5,107.76	9.56	9.61	(36.54)				
HT-3	130.65	5,173.16	3.96	3,584.76	2.74	3.11	1,108.85				
HT-4	4.17	336.62	8.07	334.60	8.02	8.12	(2.12)				
HT-5	6.13	874.55	14.27	860.58	14.05	20.45	(378.21)				
New HT Category1	-	-	-	-	-	-	-				
New HT Category2	-	-	-	-	-	-	-				
Total-HT	1,549.69	1,21,508.61	7.84	1,22,192.26	7.88	-	(2,019.44)				
G.TOTAL	6,656.14	4,67,911.38	7.03	4,60,673.18	6.92	7.29	(17,300.50)				



29 NOV 2022

No. of Corrections.....01

K. K. K.
General Manager (Commercial)
Corporate Office,
CESC, Mysuru

#31


Annexure-10(A)

Annexure-10(a)

Chamundeshwari Electricity Supply Corporation Limited

Division wise Analysis of the Performance upto Sept-22 using the Financial Frame Work

Name of the Division:		N. R. Mohalla									
Tariff	Energy sales in MU	Demand in Rs Lakhs	Demand in Rs/unit	Collection in Lakhs	Collection in Rs	Collection in Rs/unit	Target revenue	Variance in revenue			
LT-1	1.53	118.46	7.73	123.02	8.03	8.11	(5.75)				
LT-2	112.39	8,327.69	7.41	8,307.82	7.39	9.08	(1,877.47)				
LT-3	34.74	3,957.98	11.39	3,972.16	11.44	12.21	(283.49)				
LT-4	22.85	1,455.79	6.37	1,464.24	6.41	6.41	(9.57)				
LT-5	11.04	1,072.87	9.71	1,117.59	10.12	13.00	(363.15)				
LT-6 Still	9.71	582.75	6.00	467.92	4.82	7.24	(119.99)				
LT-6 Wt.sl	8.04	871.90	10.84	1,108.03	13.78	9.48	109.37				
LT-7	1.46	476.57	32.54	559.01	38.17	11.26	311.66				
New LT Category1	-	-	-	-	-	-	-				
New LT Category2	-	-	-	-	-	-	-				
Total-LT	201.77	16,864.00	8.36	17,119.79	8.48	8.48	(2,238.39)				
HT-1	15.77	991.83	6.29	849.42	5.39	6.18	17.50				
HT-2 A	26.13	2,507.15	9.59	2,546.80	9.75	10.18	(153.37)				
HT-2 B	28.10	2,928.33	10.42	2,989.48	10.64	13.14	(763.49)				
HT-2 C	8.86	773.43	8.73	775.98	8.76	10.55	(161.27)				
HT-3	-	-	-	-	-	-	-				
HT-4	0.95	81.72	8.62	83.03	8.76	8.95	(3.16)				
HT-5	0.00	0.26	26.20	0.27	27.20	20.37	0.06				
New HT Category1	-	-	-	-	-	-	-				
New HT Category2	-	-	-	-	-	-	-				
Total-HT	79.82	7,282.72	9.12	7,244.98	9.08	9.75	(1,063.73)				
G.TOTAL	281.58	24,146.72	8.58	24,364.77	8.65	9.75	(3,302.12)				




29 NOV 2022

No. of Corrections: 04

K. K. K. K.
 General Manager (Commercial)
 Corporate Office,
 CESC, Mysuru

432

Annexure - 10(a)									
Chamundeshwari Electricity Supply Corporation Limited									
Division wise Analysis of the Performance upto Sept-22 using the Financial Frame Work									
Name of the Division: V. V. Mohalla									
Tariff	Energy sales in MU	Demand in Rs Lakhs	Demand in Rs/unit	Collection in Lakhs	Collection in Rs/unit	Target revenue	Variance in revenue		
LT-1	0.98	79.03	8.04	81.61	8.30	8.11	(0.68)		
LT-2	108.34	8,360.76	7.72	8,321.93	7.68	9.08	(1,477.18)		
LT-3	27.68	3,120.30	11.27	3,131.64	11.32	12.21	(259.10)		
LT-4	16.26	1,031.71	6.34	1,037.92	6.38	6.41	(11.12)		
LT-5	15.33	1,537.22	10.02	1,562.05	10.19	13.00	(456.56)		
LT-6 St.It	9.32	609.19	6.54	1,087.10	11.67	7.24	(64.98)		
LT-6 Wt.sl	6.42	523.98	8.17	994.48	15.50	9.48	(84.47)		
LT-7	1.78	626.54	35.15	700.11	39.28	11.26	425.86		
New LT Category1	-	-	-	-	-	-	-		
New LT Category2	-	-	-	-	-	-	-		
Total-LT	186.11	15,888.72	8.54	16,916.85	9.09	-	(1,928.24)		
HT-1	8.46	568.03	6.71	465.84	5.50	6.18	45.15		
HT-2 A	102.37	9,776.45	9.55	10,007.36	9.78	10.18	(645.48)		
HT-2 B	19.76	2,309.96	11.69	2,395.90	12.12	13.14	(286.38)		
HT-2 C	8.38	813.30	9.71	825.45	9.85	10.55	(70.47)		
HT-3	0.82	41.05	4.99	33.05	4.02	3.17	14.96		
HT-4	1.08	91.83	8.51	92.87	8.60	8.95	(4.79)		
HT-5	0.02	9.83	45.60	5.87	27.24	20.37	5.44		
New HT Category1	-	-	-	-	-	-	-		
New HT Category2	-	-	-	-	-	-	-		
Total-HT	140.90	13,610.45	9.66	13,826.33	9.81	-	(941.57)		
G.TOTAL	327.01	29,499.17	9.02	30,743.19	9.40	9.90	(2,869.81)		



12 9 NOV 2022

No. of Corrections..... Nil

K. K. K.
General Manager (Commercial)
Corporate Office,
CESC, Mysuru

433

Annexure-10(a)

Chamundeshwari Electricity Supply Corporation Limited

Division wise Analysis of the Performance upto Sept-22 using the Financial Frame Work

Name of the Division:		Nanjanagud									
Tariff	Energy sales in MU	Demand in Rs Lakhs	Demand in Rs/unit	Collection in Rs Lakhs	Collection in Rs/unit	Target revenue	Variance in revenue				
LT-1	8.71	994.46	11.41	994.48	11.41	12.21	(69.44)				
LT-2	129.63	8,250.91	6.37	8,309.65	6.41	6.41	(62.12)				
LT-3	4.79	489.14	10.22	494.48	10.33	13.00	(133.44)				
LT-4	15.24	1,088.56	7.14	403.74	2.65	7.24	(14.23)				
LT-5	4.94	404.96	8.19	332.88	6.73	9.48	(63.69)				
LT-6 St.It	0.18	70.46	38.15	90.17	48.82	11.26	49.66				
LT-6 Wt.sl	-	-	-	-	-	-	-				
LT-7	-	-	-	-	-	-	-				
New LT Category1	198.86	14,043.41	7.06	13,341.56	6.71	-	(681.42)				
New LT Category2	20.30	1,356.68	6.68	1,219.07	6.01	6.18	102.81				
Total-LT	86.54	8,523.96	9.85	9,018.60	10.42	10.18	(286.65)				
HT-1	0.28	19.72	7.07	29.38	10.54	13.14	(16.90)				
HT-2 A	0.28	36.79	13.12	27.69	9.88	10.55	7.22				
HT-2 B	10.16	543.82	5.35	586.23	5.77	3.17	221.91				
HT-2 C	-	-	-	(0.77)	-	-	-				
HT-3	-	-	-	(10.30)	-	-	-				
HT-4	-	-	-	-	-	-	-				
HT-5	-	-	-	-	-	-	-				
New HT Category1	117.55	10,480.96	8.92	10,869.90	9.25	-	28.39				
New HT Category2	316.41	24,524.38	7.75	24,211.45	7.65	7.96	(653.03)				
Total-HT	63.17	5,356.86	8.48	5,331.13	8.44	7.86	(152.99)				
G.TOTAL	160.61	11,959.29	7.45	11,660.65	7.26	7.86	(663.57)				




29 NOV 2022

No. of Corrections: Nil

K. K. J. J.
General Manager (Commercial)
Corporate Office,
CESC, Mysuru

H364

Annexure-10(a)										
Chamundeshwari Electricity Supply Corporation Limited										
Division wise Analysis of the Performance upto Sept-22 using the Financial Frame Work										
Name of the Division: Hunsur										
Tariff	Energy sales in MU	Demand in Rs Lakhs	Demand in Rs/unit	Collection in Rs Lakhs	Collection in Rs/unit	Target revenue	Variance in revenue			
LT-1	5.24	464.05	8.86	503.91	9.62	8.11	39.42			
LT-2	17.39	1,379.73	7.94	1,328.39	7.64	9.08	(199.04)			
LT-3	7.01	779.86	11.12	778.22	11.09	12.21	(76.64)			
LT-4	92.41	5,847.76	6.33	5,914.25	6.40	6.41	(78.35)			
LT-5	3.15	340.06	10.81	333.03	10.59	13.00	(68.92)			
LT-6 St.H	10.61	680.67	6.41	337.03	3.18	7.24	(87.26)			
LT-6 Wt.sl	3.06	268.82	8.79	217.19	7.11	9.48	(21.01)			
LT-7	0.28	81.01	28.87	72.79	25.94	11.26	49.41			
New LT Category1	-	-	-	-	-	-	-			
New LT Category2	-	-	-	-	-	-	-			
Total-LT	139.14	9,841.96	7.07	9,484.81	6.82	-	(442.38)			
HT-1	0.58	37.26	6.46	25.33	4.39	6.18	1.62			
HT-2 A	13.64	1,227.87	9.00	1,228.23	9.00	10.18	(160.73)			
HT-2 B	0.95	110.22	11.59	107.82	11.33	13.14	(14.74)			
HT-2 C	0.38	40.70	10.63	37.07	9.68	10.55	0.30			
HT-3	0.65	114.68	17.70	130.37	20.12	3.17	94.14			
HT-4	0.05	3.96	8.50	3.97	8.53	8.95	(0.21)			
HT-5	0.00	1.27	30.38	-	-	20.37	0.42			
New HT Category1	-	-	-	-	-	-	-			
New HT Category2	-	-	-	-	-	-	-			
Total-HT	16.25	1,535.97	9.45	1,532.79	9.43	-	(79.20)			
G.TOTAL	155.39	11,377.93	7.32	11,017.60	7.09	7.66	(521.57)			



29 NOV 2022

Nr. of Corrections.....Nik

K. K. K. K.
General Manager (Commercial)
Corporate Office,
CESC, Mysuru

435

Annexure-10(a)

Chamundeshwari Electricity Supply Corporation Limited

Division wise Analysis of the Performance upto Sept-22 using the Financial Frame Work

Name of the Division:		K.R.Nagara									
Tariff	Energy sales in MU	Demand in Rs Lakhs	Demand in Rs/unit	Collection in Lakhs	Collection in Rs/unit	Target revenue	Variance in revenue				
LT-1	4.71	398.61	8.45	409.46	8.68	8.11	16.24				
LT-2	19.00	1,460.46	7.69	1,446.50	7.61	9.08	(265.13)				
LT-3	7.04	774.67	11.01	770.79	10.95	12.21	(84.58)				
LT-4	56.13	3,546.53	6.32	3,592.53	6.40	6.41	(53.19)				
LT-5	3.64	381.01	10.46	381.49	10.47	13.00	(92.64)				
LT-6 St.It	7.55	460.92	6.11	278.21	3.69	7.24	(85.38)				
LT-6 Wf.sl	2.91	219.76	7.54	306.99	10.54	9.48	(56.52)				
LT-7	0.33	67.20	20.39	81.40	24.70	11.26	30.09				
New LT Category1	-	-	-	-	-	-	-				
New LT Category2	-	-	-	-	-	-	-				
Total-LT	101.32	7,309.14	7.21	7,267.37	7.17	-	(591.12)				
HT-1	3.70	249.26	6.73	341.91	9.24	6.18	20.54				
HT-2 A	2.37	272.51	11.50	311.34	13.14	10.18	31.28				
HT-2 B	0.31	41.44	13.41	41.64	13.48	13.14	0.86				
HT-2 C	0.29	35.55	12.39	26.30	9.16	10.55	5.27				
HT-3	0.06	80.18	129.20	223.04	359.40	3.17	78.21				
HT-4	-	-	-	-	-	-	-				
HT-5	-	-	-	-	-	-	-				
New HT Category1	-	-	-	-	-	-	-				
New HT Category2	-	-	-	-	-	-	-				
Total-HT	6.73	678.95	10.09	944.24	14.03	-	136.16				
G.TOTAL	108.05	7,988.09	7.39	8,211.61	7.60	7.81	(454.96)				



29 NOV 2022

No. of Corrections.....

K. R. Nagar
General Manager (Commercial)
Corporate Office,
CESC, Mysuru

#36

Annexure-10(a)

Chamundeshwari Electricity Supply Corporation Limited

Division wise Analysis of the Performance upto Sept-22 using the Financial Frame Work

Name of the Division:		Ch Nagar									
Tariff	Energy sales in MU	Demand in Rs Lakhs	Demand in Rs/unit	Collection in Rs Lakhs	Collection in Rs/unit	Target revenue	Variance in revenue				
LT-1	5.74	488.05	8.50	464.68	8.09	8.11	22.29				
LT-2	20.96	1,671.44	7.97	1,614.49	7.70	9.08	(232.23)				
LT-3	7.80	865.94	11.11	883.73	11.33	12.21	(86.14)				
LT-4	132.79	8,456.81	6.37	8,499.27	6.40	6.41	(59.04)				
LT-5	3.19	314.53	9.86	320.10	10.03	13.00	(100.24)				
LT-6 St.lt	8.40	606.77	7.23	322.78	3.84	7.24	(0.89)				
LT-6 Wf.sl	1.55	128.63	8.32	89.67	5.80	9.48	(17.95)				
LT-7	0.32	81.36	25.70	93.20	29.45	11.26	45.72				
New LT Category1	-	-	-	-	-	-	-				
New LT Category2	-	-	-	-	-	-	-				
Total-LT	180.74	12,613.54	6.98	12,287.92	6.80	-	(428.47)				
HT-1	6.34	432.26	6.81	175.72	2.77	6.18	40.28				
HT-2 A	17.44	1,748.12	10.03	1,707.72	9.79	10.18	(27.12)				
HT-2 B	0.86	105.82	12.36	111.04	12.97	13.14	(6.64)				
HT-2 C	1.50	154.08	10.27	149.75	9.98	10.55	(4.21)				
HT-3	10.56	379.92	3.60	319.51	3.03	3.17	45.17				
HT-4	-	-	-	-	-	-	-				
HT-5	-	-	-	-	-	-	-				
New HT Category1	-	-	-	-	-	-	-				
New HT Category2	-	-	-	-	-	-	-				
Total-HT	36.70	2,820.20	7.68	2,463.75	6.71	-	47.48				
G.TOTAL	217.44	15,433.73	7.10	14,751.67	6.78	7.27	(380.99)				



29 NOV 2022

No. of Corrections.....

Kampani
General Manager (Commercial)
Corporate Office,
CESC, Mysuru

437

Annexure-10(a)

Chamundeshwari Electricity Supply Corporation Limited

Division wise Analysis of the Performance upto Sept-22 using the Financial Frame Work

Name of the Division:		Kollegal									
Tariff	Energy sales in MU	Demand in Rs Lakhs	Demand in Rs/unit	Collection in Rs Lakhs	Collection in Rs/unit	Target revenue	Variance in revenue				
LT-1	5.10	404.07	7.92	370.60	7.27	8.11	(9.46)				
LT-2	18.27	1,388.29	7.60	1,258.12	6.88	9.08	(271.03)				
LT-3	5.49	612.27	11.15	620.95	11.31	12.21	(58.42)				
LT-4	114.68	7,318.36	6.38	7,345.48	6.41	6.41	(35.93)				
LT-5	2.79	266.88	9.57	269.36	9.66	13.00	(95.60)				
LT-6 St.lt	8.83	696.70	7.89	213.24	2.41	7.24	57.37				
LT-6 Wt.sl	2.12	164.30	7.75	90.97	4.29	9.48	(36.82)				
LT-7	0.13	40.71	30.83	48.63	36.83	11.26	25.84				
New LT Category1	-	-	-	-	-	-	-				
New LT Category2	-	-	-	-	-	-	-				
Total-LT	157.42	10,891.57	6.92	10,217.35	6.49	-	(424.05)				
HT-1	2.26	158.44	7.00	192.12	8.49	6.18	18.61				
HT-2 A	0.56	57.03	10.21	57.19	10.24	10.18	0.17				
HT-2 B	0.28	41.18	14.81	37.12	13.35	13.14	4.66				
HT-2 C	0.42	48.42	11.49	44.59	10.58	10.55	3.96				
HT-3	0.00	2.19	21,870.10	0.15	1,477.27	3.17	2.19				
HT-4	-	-	-	-	-	-	-				
HT-5	0.11	14.92	13.37	31.10	27.87	20.37	(7.82)				
New HT Category1	-	-	-	-	-	-	-				
New HT Category2	-	-	-	-	-	-	-				
Total-HT	3.63	322.17	8.87	362.28	9.97	-	21.76				
G.TOTAL	161.05	11,213.73	6.96	10,579.63	6.57	7.21	(402.29)				



29 NOV 2022

No. of Corrections.....

K. Kambari
General Manager (Commercial)
Corporate Office,
CESC, Mysuru

438

Annexure-10(a)

Chamundeshwari Electricity Supply Corporation Limited

Division wise Analysis of the Performance upto Sept-22 using the Financial Frame Work

Name of the Division:		Madikeri									
Tariff	Energy sales in MU	Demand in Rs Lakhs	Demand in Rs/unit	Collection in Rs Lakhs	Collection in Rs/unit	Target revenue	Variance in revenue				
LT-1	1.67	134.25	8.04	132.49	7.93	8.11	(1.17)				
LT-2	49.33	3,558.04	7.21	3,518.92	7.13	9.08	(921.36)				
LT-3	16.02	1,739.01	10.85	1,767.53	11.03	12.21	(217.52)				
LT-4	15.59	1,061.55	6.81	1,008.37	6.47	6.41	62.07				
LT-5	2.81	321.45	11.44	318.25	11.32	13.00	(44.00)				
LT-6 St.lt	6.46	400.28	6.20	391.27	6.06	7.24	(67.27)				
LT-6 Wt.sl	1.84	148.74	8.10	157.52	8.58	9.48	(25.40)				
LT-7	0.59	175.00	29.55	206.20	34.81	11.26	108.31				
New LT Category1	-	-	-	-	-	-	-				
New LT Category2	-	-	-	-	-	-	-				
Total-LT	94.31	7,538.31	7.99	7,500.55	7.95	-	(1,106.34)				
HT-1	1.50	107.92	7.20	112.07	7.48	6.18	15.35				
HT-2 A	6.31	743.15	11.77	740.62	11.73	10.18	100.32				
HT-2 B	7.11	803.21	11.30	794.37	11.18	13.14	(130.46)				
HT-2 C	1.94	197.51	10.19	209.24	10.79	10.55	(7.05)				
HT-3	0.08	20.32	25.00	19.51	24.00	3.17	17.75				
HT-4	-	-	-	-	-	-	-				
HT-5	0.00	0.31	43.10	0.31	43.10	20.37	0.16				
New HT Category1	-	-	-	-	-	-	-				
New HT Category2	-	-	-	-	-	-	-				
Total-HT	16.94	1,872.42	11.05	1,876.12	11.07	-	(3.93)				
G.TOTAL	111.25	9,410.74	8.46	9,376.67	8.43	9.46	(1,110.27)				



29 NOV 2022

No. of Corrections... Nil

K. Sampai
General Manager (Commercial)
Corporate Office,
CESC, Mysuru

439

Annexure-10(a)

Chamundeshwari Electricity Supply Corporation Limited

Division wise Analysis of the Performance upto Sept-22 using the Financial Frame Work

Name of the Division:		Mandya									
Tariff	Energy sales in MU	Demand in Rs Lakhs	Demand in Rs/unit	Collection in Lakhs	Collection in Rs/unit	Target revenue	Variance in revenue				
LT-1	2.12	164.96	7.77	158.24	7.46	8.11	(7.14)				
LT-2	33.27	2,454.53	7.38	2,463.26	7.40	9.08	(566.57)				
LT-3	10.48	1,172.89	11.19	1,207.51	11.53	12.21	(106.45)				
LT-4	71.62	4,546.79	6.35	4,547.44	6.35	6.41	(46.18)				
LT-5	8.20	776.22	9.46	781.72	9.53	13.00	(290.34)				
LT-6 St.lt	6.67	424.38	6.36	292.29	4.38	7.24	(58.19)				
LT-6 Wt.sl	3.72	313.16	8.42	335.41	9.02	9.48	(39.38)				
LT-7	0.45	137.99	30.84	174.37	38.97	11.26	87.61				
New LT Category1	-	-	-	-	-	-	-				
New LT Category2	-	-	-	-	-	-	-				
Total-LT	136.53	9,990.92	7.32	9,960.25	7.30	-	(1,026.64)				
HT-1	0.08	8.02	10.21	8.20	10.45	6.18	3.17				
HT-2 A	4.95	542.43	10.96	552.98	11.17	10.18	38.39				
HT-2 B	1.65	198.87	12.04	196.01	11.86	13.14	(18.20)				
HT-2 C	1.68	157.70	9.40	160.20	9.55	10.55	(19.20)				
HT-3	-	1.64	-	3.70	-	-	-				
HT-4	0.05	4.78	10.24	4.76	10.20	8.95	0.60				
HT-5	0.07	11.29	16.62	12.51	18.41	20.37	(2.55)				
New HT Category1	-	-	-	-	-	-	-				
New HT Category2	-	-	-	-	-	-	-				
Total-HT	8.47	924.72	10.91	938.36	11.07	-	2.21				
G-TOTAL	145.00	10,915.64	7.53	10,898.61	7.52	8.23	(1,024.43)				



29 NOV 2022

No. of Corrections: Nil

K. Manjunath
 General Manager (Commercial)
 Corporate Office,
 CESC, Mysuru

HFD

Division wise Analysis of the Performance upto Sept-22 using the Financial Frame Work

Name of the Division: Maddur		Energy sales in MU	Demand in Rs Lakhs	Demand in Rs/unit	Collection in Lakhs	Collection in Rs/unit	Target revenue	Variance in revenue
LT-1		5.99	479.66	8.01	469.86	7.84	8.11	(6.09)
LT-2		28.35	1,976.73	6.97	1,927.96	6.80	9.08	(597.55)
LT-3		8.95	963.59	10.76	965.92	10.79	12.21	(129.75)
LT-4		129.68	8,272.33	6.38	8,323.92	6.42	6.41	(44.16)
LT-5		5.15	519.76	10.10	520.93	10.12	13.00	(149.43)
LT-6 St.lt		12.23	698.95	5.72	579.02	4.74	7.24	(185.93)
LT-6 Wt.sl		1.71	277.83	16.23	418.00	24.42	9.48	115.54
LT-7		0.41	98.19	24.15	105.95	26.05	11.26	52.41
New LT Category1		-	-	-	-	-	-	-
New LT Category2		-	-	-	-	-	-	-
Total-LT		192.47	13,287.04	6.90	13,311.55	6.92	-	(944.96)
HT-1		165.26	10,036.99	6.07	10,182.04	6.16	6.18	(173.09)
HT-2 A		22.66	2,273.65	10.03	2,104.88	9.29	10.18	(33.56)
HT-2 B		0.88	102.41	11.70	99.86	11.41	13.14	(12.59)
HT-2 C		0.54	55.83	10.42	54.81	10.23	10.55	(0.70)
HT-3		2.26	130.16	5.75	82.89	3.66	3.17	58.41
HT-4		-	-	-	-	-	-	-
HT-5		1.00	153.63	15.40	149.79	15.02	20.37	(49.56)
New HT Category1		-	-	-	-	-	-	-
New HT Category2		-	-	-	-	-	-	-
Total-HT		192.60	12,752.68	6.62	12,674.27	6.58	-	(211.09)
G-TOTAL		385.06	26,039.73	6.76	25,985.82	6.75	7.06	(1,156.05)



29 NOV 2022

No. of Corrections..... Nil

K. K. K.
 General Manager (Commercial)
 Corporate Office,
 CESC, Mysuru

H/H 1

Annexure-10(a)

Chamundeshwari Electricity Supply Corporation Limited

Division wise Analysis of the Performance upto Sept-22 using the Financial Frame Work

Name of the Division: Pandavapura		Energy sales in MU	Demand in Rs Lakhs	Demand in Rs/unit	Collection in Rs Lakhs	Collection in Rs/unit	Target revenue	Variance in revenue
LT-1		2.93	234.30	8.01	224.06	7.66	8.11	(3.06)
LT-2		19.82	1,475.34	7.44	1,507.72	7.61	9.08	(324.72)
LT-3		6.17	697.39	11.29	710.70	11.51	12.21	(56.60)
LT-4		83.88	5,348.89	6.38	5,367.83	6.40	6.41	(30.39)
LT-5		5.21	504.51	9.67	542.01	10.39	13.00	(173.52)
LT-6 St.H		8.01	507.07	6.33	294.13	3.67	7.24	(72.43)
LT-6 Wt.sl		1.09	119.32	10.97	80.71	7.42	9.48	16.17
LT-7		0.13	76.69	58.07	77.68	58.82	11.26	61.82
New LT Category1		-	-	-	-	-	-	-
New LT Category2		-	-	-	-	-	-	-
Total-LT		127.25	8,963.50	7.04	8,804.85	6.92	-	(582.73)
HT-1		20.80	1,359.38	6.54	1,078.23	5.18	6.18	74.37
HT-2 A		12.48	1,259.38	10.09	1,318.99	10.57	10.18	(11.25)
HT-2 B		1.12	133.23	11.91	138.40	12.37	13.14	(13.69)
HT-2 C		0.61	62.63	10.33	61.29	10.11	10.55	(1.33)
HT-3		0.56	52.32	9.29	16.01	2.84	3.17	34.46
HT-4		-	-	-	-	-	-	-
HT-5		1.00	138.22	13.85	133.37	13.36	20.37	(65.12)
New HT Category1		-	-	-	-	-	-	-
New HT Category2		-	-	-	-	-	-	-
Total-HT		36.57	3,005.16	8.22	2,746.29	7.51	-	17.44
G.TOTAL		163.81	11,968.65	7.31	11,551.14	7.05	7.65	(565.28)



29 NOV 2022

No. of Corrections: 0

K. Srinivas
General Manager (Commercial)
Corporate Office,
CESC, Mysuru

H42

Chamundeshwari Electricity Supply Corporation Limited

Division wise Analysis of the Performance upto Sept-22 using the Financial Frame Work

Name of the Division: K.R.Pete

Tariff	Energy sales in MU	Demand in Rs Lakhs	Demand in Rs/unit	Collection in Lakhs	Collection in Rs/unit	Target revenue	Variance in revenue
LT-1	2.55	215.29	8.45	221.84	8.71	8.11	8.76
LT-2	11.47	845.06	7.37	851.56	7.43	9.08	(196.06)
LT-3	3.78	417.33	11.04	423.15	11.20	12.21	(44.20)
LT-4	120.64	7,596.42	6.30	7,615.85	6.31	6.41	(140.19)
LT-5	1.87	200.40	10.72	201.78	10.80	13.00	(42.62)
LT-6 St.lt	4.09	275.76	6.75	181.36	4.44	7.24	(20.05)
LT-6 Wt.sl	1.52	115.34	7.60	79.57	5.24	9.48	(28.60)
LT-7	0.10	34.89	35.05	36.87	37.03	11.26	23.69
New LT Category1	-	-	-	-	-	-	-
New LT Category2	-	-	-	-	-	-	-
Total-LT	146.01	9,700.50	6.64	9,611.99	6.58	-	(439.27)
HT-1	0.90	64.89	7.19	54.22	6.01	6.18	9.16
HT-2 A	2.97	298.74	10.04	303.89	10.22	10.18	(4.07)
HT-2 B	0.01	2.08	18.70	2.78	24.94	13.14	0.62
HT-2 C	0.21	25.91	12.50	25.71	12.40	10.55	4.04
HT-3	0.05	9.23	19.58	6.78	14.37	3.17	7.74
HT-4	-	-	-	-	-	-	-
HT-5	0.00	0.35	29.82	0.35	29.81	20.37	0.11
New HT Category1	-	-	-	-	-	-	-
New HT Category2	-	-	-	-	-	-	-
Total-HT	4.14	401.21	9.68	393.72	9.50	-	17.60
G.TOTAL	150.15	10,101.71	6.73	10,005.71	6.66	7.01	(421.67)



29 NOV 2022

No. of Corrections: Nil

K. K. Kani
 General Manager (Commercial)
 Corporate Office,
 CESC, Mysuru 575003

Annexure-10(a)

Chamundeshwari Electricity Supply Corporation Limited

Division wise Analysis of the Performance upto Sept-22 using the Financial Frame Work

Name of the Division:		Nagamangala									
Tariff	Energy sales in MU	Demand in Rs Lakhs	Demand in Rs/unit	Collection in Lakhs	Collection in Rs/unit	Target revenue	Variance in revenue				
LT-1	1.10	95.55	8.71	104.72	9.55	8.11	6.63				
LT-2	9.34	734.25	7.86	714.34	7.65	9.08	(113.52)				
LT-3	3.44	381.75	11.10	382.25	11.11	12.21	(38.23)				
LT-4	65.93	4,154.93	6.30	4,179.34	6.34	6.41	(72.98)				
LT-5	2.21	218.43	9.89	216.68	9.81	13.00	(68.75)				
LT-6 St.H	2.70	188.66	6.99	170.46	6.32	7.24	(6.55)				
LT-6 Wt.sl	0.79	75.37	9.52	69.63	8.79	9.48	0.26				
LT-7	0.11	31.20	27.90	44.36	39.67	11.26	18.61				
New LT Category1	-	-	-	-	-	-	-				
New LT Category2	-	-	-	-	-	-	-				
Total-LT	85.61	5,880.14	6.87	5,881.78	6.87	-	(274.52)				
HT-1	0.15	16.45	11.15	11.87	8.04	6.18	7.34				
HT-2 A	1.66	183.19	11.04	164.00	9.88	10.18	14.24				
HT-2 B	0.16	22.77	14.18	22.76	14.18	13.14	1.68				
HT-2 C	1.81	161.73	8.91	162.18	8.94	10.55	(29.68)				
HT-3	0.00	0.79	35.17	0.15	6.79	3.17	0.72				
HT-4	-	-	-	-	-	-	-				
HT-5	0.52	74.92	14.43	74.92	14.43	20.37	(30.83)				
New HT Category1	-	-	-	-	-	-	-				
New HT Category2	-	-	-	-	-	-	-				
Total-HT	4.30	459.85	10.69	435.88	10.13	-	(36.54)				
G-TOTAL	89.91	6,340.00	7.05	6,317.66	7.03	7.40	(311.06)				



29 NOV 2022

No. of Corrections.....

K. K. Kani
 General Manager (Commercial)
 Corporate Office,
 CESC, Mysuru

HHH

Chamundeshwari Electricity Supply Corporation Limited

Division wise Analysis of the Performance upto Sept-22 using the Financial Frame Work

Name of the Division:		Hassan									
Tariff	Energy sales in MU	Demand in Rs Lakhs	Demand in Rs/unit	Collection in Lakhs	Collection in Rs/unit	Target revenue	Variance in revenue				
LT-1	1.44	125.13	8.68	131.65	9.13	8.11	8.15				
LT-2	38.50	2,953.08	7.67	2,996.44	7.78	9.08	(542.63)				
LT-3	13.80	1,554.25	11.26	1,614.84	11.70	12.21	(130.97)				
LT-4	48.09	3,025.58	6.29	3,057.02	6.36	6.41	(58.25)				
LT-5	7.60	711.42	9.36	740.69	9.75	13.00	(276.48)				
LT-6 St.H	6.82	486.54	7.14	293.47	4.31	7.24	(6.73)				
LT-6 Wt.sl	3.62	307.74	8.51	179.05	4.95	9.48	(35.18)				
LT-7	1.40	438.12	31.34	485.05	34.69	11.26	280.70				
New LT Category1	-	-	-	-	-	-	-				
New LT Category2	-	-	-	-	-	-	-				
Total-LT	121.26	9,601.87	7.92	9,498.20	7.83	-	(761.38)				
HT-1	5.71	412.41	7.22	248.10	4.34	6.18	59.48				
HT-2 A	113.13	9,768.65	8.63	9,063.89	8.01	10.18	(1,748.82)				
HT-2 B	5.60	637.82	11.39	651.63	11.64	13.14	(97.87)				
HT-2 C	3.59	339.89	9.46	359.10	10.00	10.55	(38.97)				
HT-3	0.05	28.46	56.78	22.36	44.60	3.17	26.87				
HT-4	-	-	-	-	-	-	-				
HT-5	0.35	45.46	13.02	45.53	13.04	20.37	(25.66)				
New HT Category1	-	-	-	-	-	-	-				
New HT Category2	-	-	-	-	-	-	-				
Total-HT	128.43	11,232.69	8.75	10,390.61	8.09	-	(1,824.97)				
G-TOTAL	249.69	20,834.56	8.34	19,888.81	7.97	9.38	(2,586.35)				



12 '9' NOV 2022

No. of Corrections 0

K. K. K.
General Manager (Commercial)
Corporate Office,
CESC, Mysuru
445

Annexure-10(a)

Chamundeshwari Electricity Supply Corporation Limited

Division wise Analysis of the Performance upto Sept-22 using the Financial Frame Work

Name of the Division:		Sakleshpura									
Tariff	Energy sales in MU	Demand in Rs Lakhs	Demand in Rs/unit	Collection in Rs Lakhs	Collection in Rs/unit	Target revenue	Variance in revenue				
LT-1	2.53	220.09	8.68	244.13	9.63	8.11	14.51				
LT-2	18.38	1,430.62	7.78	1,439.85	7.83	9.08	(238.67)				
LT-3	6.63	729.88	11.01	748.25	11.28	12.21	(79.84)				
LT-4	44.39	2,894.73	6.52	2,809.62	6.33	6.41	47.84				
LT-5	2.65	299.47	11.32	294.62	11.13	13.00	(44.58)				
LT-6 St.lt	4.20	334.17	7.95	308.15	7.33	7.24	29.97				
LT-6 Wt.sl	2.31	203.20	8.81	188.65	8.18	9.48	(15.41)				
LT-7	0.39	93.51	24.03	102.59	26.37	11.26	49.70				
New LT Category1	-	-	-	-	-	-	-				
New LT Category2	-	-	-	-	-	-	-				
Total-LT	81.49	6,205.67	7.62	6,135.85	7.53	-	(236.48)				
HT-1	2.78	189.13	6.79	200.57	7.21	6.18	17.17				
HT-2 A	2.44	265.58	10.89	271.02	11.12	10.18	17.37				
HT-2 B	1.06	123.09	11.64	119.59	11.31	13.14	(15.77)				
HT-2 C	0.26	33.46	12.86	28.66	11.01	10.55	6.01				
HT-3	0.17	23.58	13.98	42.65	25.29	3.17	18.23				
HT-4	-	-	-	-	-	-	-				
HT-5	0.01	2.45	41.11	2.44	40.94	20.37	1.23				
New HT Category1	-	-	-	-	-	-	-				
New HT Category2	-	-	-	-	-	-	-				
Total-HT	6.71	637.28	9.49	664.93	9.90	-	44.24				
G.TOTAL	88.20	6,842.95	7.76	6,800.78	7.71	7.98	(192.24)				



29 NOV 2022

No. of Corrections.....

K. Anurag
General Manager (Commercial)
Corporate Office,
CESC, Mysuru

#46


Chamundeshwari Electricity Supply Corporation Limited

Division wise Analysis of the Performance upto Sept-22 using the Financial Frame Work

Name of the Division:		Chennarayapatina									
Tariff	Energy sales in MU	Demand in Rs Lakhs	Demand in Rs/unit	Collection in Rs Lakhs	Collection in Rs/unit	Target revenue	Variance in revenue				
LT-1	1.41	120.38	8.51	135.56	9.59	8.11	5.70				
LT-2	14.19	1,065.22	7.50	1,116.72	7.87	9.08	(223.67)				
LT-3	5.06	571.38	11.30	587.32	11.61	12.21	(46.26)				
LT-4	103.53	6,516.09	6.29	6,516.10	6.29	6.41	(123.16)				
LT-5	3.26	324.34	9.96	329.72	10.12	13.00	(99.11)				
LT-6 St.lt	3.28	229.68	7.01	219.94	6.71	7.24	(7.49)				
LT-6 Wt.sl	0.87	79.90	9.16	92.26	10.57	9.48	(2.84)				
LT-7	0.36	75.72	20.95	86.38	23.89	11.26	35.02				
New LT Category1	-	-	-	-	-	-	-				
New LT Category2	-	-	-	-	-	-	-				
Total-LT	131.96	8,982.72	6.81	9,084.00	6.88	-	(461.82)				
HT-1	6.02	388.31	6.45	353.71	5.88	6.18	16.42				
HT-2 A	6.78	596.03	8.79	618.99	9.13	10.18	(94.38)				
HT-2 B	0.31	41.59	13.60	41.43	13.55	13.14	1.42				
HT-2 C	0.22	30.73	13.83	31.67	14.25	10.55	7.28				
HT-3	1.43	190.55	13.29	187.94	13.11	3.17	145.11				
HT-4	-	-	-	-	-	-	-				
HT-5	0.03	5.80	17.34	5.80	17.34	20.37	(1.01)				
New HT Category1	-	-	-	-	-	-	-				
New HT Category2	-	-	-	-	-	-	-				
Total-HT	14.80	1,253.01	8.47	1,239.53	8.38	-	74.84				
G.TOTAL	146.76	10,235.73	6.97	10,323.54	7.03	7.24	(386.98)				

29 NOV 2022

No. of Corrections: 0



K. K. K.
General Manager (Commercial)
Corporate Office,
CESC, Mysuru
#47

Annexure-10(a)

Chamundeshwari Electricity Supply Corporation Limited

Division wise Analysis of the Performance upto Sept-22 using the Financial Frame Work

Name of the Division:		Arasikere									
Tariff	Energy sales in MU	Demand in Rs Lakhs	Demand in Rs/unit	Collection in Rs Lakhs	Collection in Rs/unit	Target revenue	Variance in revenue				
LT-1	2.04	180.22	8.82	202.53	9.91	8.11	14.45				
LT-2	13.52	1,041.12	7.70	1,058.44	7.83	9.08	(186.52)				
LT-3	4.38	494.50	11.28	499.60	11.40	12.21	(40.81)				
LT-4	67.96	4,288.72	6.31	4,289.03	6.31	6.41	(69.24)				
LT-5	2.52	276.78	10.99	276.14	10.97	13.00	(50.60)				
LT-6 St.lt	2.44	221.27	9.09	195.98	8.05	7.24	45.05				
LT-6 Wt.sl	1.58	135.42	8.58	172.24	10.91	9.48	(14.26)				
LT-7	0.24	69.55	28.56	67.05	27.54	11.26	42.13				
New LT Category1	-	-	-	-	-	-	-				
New LT Category2	-	-	-	-	-	-	-				
Total-LT	94.68	6,707.58	7.08	6,761.02	7.14	-	(259.80)				
HT-1	0.58	45.39	7.80	16.42	2.82	6.18	9.44				
HT-2 A	5.16	543.95	10.54	538.91	10.44	10.18	18.68				
HT-2 B	0.31	27.68	8.93	27.68	8.93	13.14	(13.04)				
HT-2 C	0.17	18.43	11.16	14.41	8.72	10.55	1.00				
HT-3	-	-	-	-	-	-	-				
HT-4	-	-	-	-	-	-	-				
HT-5	-	-	-	-	-	-	-				
New HT Category1	-	-	-	-	-	-	-				
New HT Category2	-	-	-	-	-	-	-				
Total-HT	6.22	635.46	10.22	597.43	9.61	-	16.08				
G.TOTAL	100.89	7,343.04	7.28	7,358.45	7.29	7.52	(243.72)				



29 NOV 2022

No. of Corrections..... Nil


K. H. S.
 General Manager (Commercial)
 Corporate Office,
 CESC, Mysuru
 HHS

Annexure-10(a)

Chamundeshwari Electricity Supply Corporation Limited

Division wise Analysis of the Performance upto Sept-22 using the Financial Frame Work

Name of the Division:		H.N Pura									
Tariff	Energy sales in MU	Demand in Rs Lakhs	Demand in Rs/unit	Collection in Rs Lakhs	Collection in Rs/unit	Target revenue	Variance in revenue				
LT-1	3.12	272.26	8.74	302.75	9.72	8.11	19.54				
LT-2	13.53	1,096.45	8.10	1,133.53	8.38	9.08	(132.25)				
LT-3	4.55	508.90	11.18	520.08	11.42	12.21	(47.04)				
LT-4	63.91	4,036.42	6.32	4,088.89	6.40	6.41	(62.23)				
LT-5	2.56	277.36	10.82	279.69	10.91	13.00	(55.84)				
LT-6 St.lt	6.81	454.39	6.67	289.56	4.25	7.24	(38.39)				
LT-6 Wt.sl	2.40	206.88	8.62	140.33	5.85	9.48	(20.56)				
LT-7	0.30	80.12	26.46	95.00	31.37	11.26	46.02				
New LT Category1	-	-	-	-	-	-	-				
New LT Category2	-	-	-	-	-	-	-				
Total-LT	97.19	6,932.78	7.13	6,849.83	7.05	-	(290.74)				
HT-1	1.37	91.44	6.69	37.79	2.77	6.18	7.04				
HT-2 A	4.62	480.53	10.40	481.07	10.41	10.18	10.09				
HT-2 B	0.07	8.83	13.36	7.39	11.18	13.14	0.15				
HT-2 C	0.51	54.91	10.85	46.06	9.10	10.55	1.50				
HT-3	0.73	222.42	30.66	609.69	84.04	3.17	199.43				
HT-4	-	-	-	-	-	-	-				
HT-5	-	-	-	-	-	-	-				
New HT Category1	-	-	-	-	-	-	-				
New HT Category2	-	-	-	-	-	-	-				
Total-HT	7.28	858.13	11.78	1,182.00	16.23	-	218.21				
G-TOTAL	104.47	7,790.90	7.46	8,031.83	7.69	7.53	(72.54)				



29 NOV 2022

No. of Corrections.....

K. K. K.
 General Manager (Commercial)
 Corporate Office,
 CESC, Mysuru
 #49

Chamundeshwari Electricity Supply Corporation Limited

Consolidated Analysis of the Performance upto Sept-22 using the Financial Frame Work

Name of the Company: CESC

Tariff	Energy sales in MU	Demand in Rs Lakhs	Demand in Rs/unit	Collection in Lakhs	Collection in Rs/unit	Target revenue	Variance in revenue
LT-1	62.83	5,288.81	8.42	5,314.86	8.46	8.11	192.90
LT-2	619.76	46,893.91	7.57	46,709.96	7.54	9.08	(9,382.78)
LT-3	196.40	22,019.44	11.21	22,128.61	11.27	12.21	(1,963.02)
LT-4	1,428.03	90,859.23	6.36	91,169.53	6.38	6.41	(720.56)
LT-5	95.19	9,571.41	10.06	9,686.90	10.18	13.00	(2,805.03)
LT-6 St.lt	143.89	9,693.62	6.74	6,784.55	4.72	7.24	(719.08)
LT-6 Wt.sl	54.30	4,898.79	9.02	5,250.37	9.67	9.48	(249.48)
LT-7	9.74	2,986.70	30.66	3,361.28	34.51	11.26	1,889.87
New LT Category1	-	-	-	-	-	-	-
New LT Category2	-	-	-	-	-	-	-
Total-LT	2,610.14	1,92,211.92	7.36	1,90,406.07	7.29	-	(13,757.17)
HT-1	262.57	16,514.03	6.29	15,572.64	5.93	6.18	292.36
HT-2 A	432.23	41,070.89	9.50	41,054.04	9.50	10.18	(2,933.11)
HT-2 B	68.81	7,658.78	11.13	7,818.34	11.36	13.14	(1,380.27)
HT-2 C	31.64	3,041.74	9.61	3,041.44	9.61	10.55	(296.18)
HT-3	27.58	1,841.34	6.68	2,284.02	8.28	3.17	966.97
HT-4	2.12	182.29	8.60	183.89	8.67	8.95	(7.56)
HT-5	3.11	459.08	14.75	451.97	14.52	20.37	(175.06)
New HT Category1	-	-	-	-	-	-	-
New HT Category2	-	-	-	-	-	-	-
Total-HT	828.07	70,768.15	8.55	70,406.35	8.50	-	(3,532.85)
G-TOTAL	3,438.21	2,62,980.07	7.65	2,60,812.43	7.59	8.15	(17,290.02)



29 NOV 2022

No. of Corrections.....

K. Kamalamma
General Manager (Commercial)
Corporate Office,
CESC, Mysuru

450

Case name:
Cardiac Office
[unclear] [unclear] [unclear]

[unclear]